

# Richmond Woodturners Newsletter



March 2005  
Page 1 of 3



**Richmond Woodturners** always welcomes new members!

**We will be meeting March 17th at Woodcraft.**

For further information please contact President:  
Jim Bumpas (Jimturnswood@yahoo.com)

## **Richmond Woodturners Officers for 2004**

President:	Jim Bumpas	(804) 526-2873
1 <sup>st</sup> Vice President:	Roy Tedesco	
2 <sup>nd</sup> Vice President:	Matt Baker	
Treasurer:	Gene Milstead	(804) 932-9749
Librarian:	Joe Daniels	
Membership:	Danny Luttrell	(804) 271-4799
Refreshments:	Harry Howell	
Information Officer:	Don Dillon	
Newsletter Editor:	Mike Lane	(804) 932-5149 ( <a href="mailto:richmondwoodturner@cox.net">richmondwoodturner@cox.net</a> )

## **Richmond Woodturners Dues:**

\$25 individual, \$35 family & \$15 student. Member applications are available upon request at meetings or via email.

## **Future Meeting Dates:**

March 17, April 21, & May 19,

## **AAW Membership:**

Dues are \$40 per year. For this, you receive 4 issues of "The American Woodturner" (a \$30+ value), a great resource directory (over 450 pages), a huge annual symposium, personal grant opportunities, third party liability protection, and much more. If you are the least bit serious about woodturning, you can't afford to miss out on all this.

**Library:** See Joe Daniels to borrow tapes and other publications related to woodturning, for only a modest deposit or donation to the club, if you like. A reference list of available material will be forthcoming in the near future.

**Ray Deyo has extended a 10% discount on non-power tools and supplies on meeting nights at Woodcraft to members only. Another very good reason to join!**

## **Meeting Notes (2-17-05)**

Welcome new members Clarence Johnson and Mark Strang along with first time visitors Scott Broadus, Ellen Bacon and Tom Cook.

## **Announcements:**

- ♦ Taking new orders for turning smocks. The cost is \$35. Please see Gene or Jim for your order.
- ♦ We still have T-Shirts available for Richmond Woodturners and Virginia Woodturners. Both are fine looking! See Gene Milstead for your pick.

- ♦ The video equipment to support demonstrators is in and was used at the last meeting. The equipment made viewing the demo much easier.
- ♦ Be sure to register for the Overland Park, Kansas Symposium July 22 – 24.
- ♦ Check out the beginning of our new website at <http://www.richmondwoodturners.org>. Give a big thanks to Don Dillon for the development of our new web site.
- ♦ **Irene Grafert** has accepted an invitation to do an all day demonstration on the weekend of June 18th, 2005. Full details are still to be worked out and will be announced shortly. Visit her website at <http://www.woodturndeco.com>

**Demonstration Attended:** A few members attended the demonstration at the Artisans Center of Virginia hosted by CAW with Mark St.Ledger. Due to unforeseen circumstances Bob Rosand was unable to be present. Mark turned per our requests all day long and everyone had a great time. Lunch was provided along with a lot of great fellowship all for a very moderate fee. We hope to join our neighboring clubs in more activities and demonstrations in the future. We shall return the favor by inviting them to attend our events.



**One of Mark's Fine Demonstrations**

## **Classified:**

- ♦ Heavy duty glass shelving. Sizes 3/8", 8"x24" (11@\$4ea), 10"x36" (37@\$6ea), 10"x45" (16@\$8ea). Proceeds go to the club. Contact Lee Scarbrough at 804-520-1745 or email to [Franlee1@verizon.net](mailto:Franlee1@verizon.net) for more information.

## **Turning Challenge Schedule:**


March - something with a sphere  
April – Something Green

## **Program Schedule:**

- ♦ March – Danny Luttrell & Harry Howell will assist members with mounting bowl blanks and setup. Bring a bowl blank and be prepared to ask questions.

# Richmond Woodturners Newsletter

March 2005  
Page 2 of 3



## Woodturning Challenge: (Something with a square edge)



A Nice Mallet



Awl...some



Bowls with Square Edges



Turned Square Trays



You Name It




Multiple Square Edge Bowl

## Tom Crabb Demo

Tom Crabb blessed us once again with a fine demonstration. Some of his work may be seen at the following website of which I strongly suggest you visit.  
<http://www.woodgtg.com/tomcrabb.html#gallery>

Tom is a quiet professional whom lets his work speak for itself. Every piece is unique and full of character. His designs are inspiring and his techniques are intriguing. Some of Tom's work follows:





# *Richmond Woodturners Newsletter*

March 2005  
Page 3 of 3



Example Similar to Demo




Side View Removed from Chuck



Home Made Chuck



Tom at Work



Reverse Mounted



Reversed and Pressed Against the Chuck for Bottom Finishing



The Mounted Cube Between Centers



Hollowed and the Center Removed



Three Sides Taking Shape



The Final Piece