


# Richmond Woodturners Newsletter



July 2005

Page 1 of 3

<http://www.richmondwoodturners.org>



## Richmond Woodturners

We always welcome new members!

**Next meeting July 21<sup>st</sup> at Woodcraft.**

### **Richmond Woodturners Officers for 2005**

|                                 |  |                |
|---------------------------------|--|----------------|
| President:                      | Jim Bumpas   | (804) 526-2873 |
|                                 | <a href="mailto:Jimturnswood@yahoo.com">Jimturnswood@yahoo.com</a>         |                |
| 1 <sup>st</sup> Vice President: | Roy Tedesco  |                |
| 2 <sup>nd</sup> Vice President: | Matt Baker   |                |
| Treasurer:                      | Gene Milstead  | (804) 932-9749 |
| Librarian:                      | Joe Daniels  |                |
| Membership:                     | Danny Luttrell   | (804) 271-4799 |
| Refreshments:                   | Harry Howell   |                |
| Information Officer:            | Don Dillon   |                |
| Newsletter Editor:              | Mike Lane  | (804) 932-5149 |
|                                 | <a href="mailto:richmondwoodturner@cox.net">richmondwoodturner@cox.net</a> |                |

### **Richmond Woodturners Dues:**

\$25 individual, \$35 family & \$15 student. Member applications are available upon request at meetings or via email.

### **Future Meeting Dates: (Most Always the Third Thursday)**

August 18<sup>th</sup>, September 15<sup>th</sup>, October 20<sup>th</sup>, November 17<sup>th</sup>

### **AAW Membership:**

Dues are \$40 per year. For this, you receive 4 issues of "The American Woodturner" (a \$30+ value), a great resource directory (over 450 pages), a huge annual symposium, personal grant opportunities, third party liability protection, and much more. If you are the least bit serious about woodturning, you can't afford to miss out on all this.

**Library:** See Joe Daniels to borrow tapes and other publications related to woodturning, for only a modest deposit or donation to the club, if you like. A reference list of available material will be forthcoming in the near future.

**Ray Deyo continues to offer a 10% discount on non-power tools and supplies on meeting nights at Woodcraft to members only. Another very good reason to join!**

## **June Meeting Notes**

Welcome new member Jim Marstall coming to us from Capital Area Woodturners (CAW), returning member Marvin Oliver and first time guests Debbie Glaze (President, Tidewater Turners) and Anna Miranda Daughtry!

Many members have chipped in to make the spinning tops in support of our 4H project. The kids will paint and finish the tops. Please bring them to the next meeting for distribution. Thanks to everyone for their support.

### **Announcements:**

- ♦ Put Saturday, August 27 on your calendar and plan on attending a club outing picnic at Sid and Penny Mace's home in Reedville. Last years outing was a huge success and well worth the drive despite the bad weather encountered. Sid has plenty of toys and projects to the amusement of all. Penny is equally talented and shares with everyone attending. Don't miss this fun event!

- ♦ **Christian Burchard** will be demonstrating for us on Tuesday, Sept 20. Check his work out at the following address: <http://www.burchardstudio.com/> Put this on your calendar and don't miss it. Look for more details to follow.

### **Turning Challenge Schedule:**

**July** – A tool sharpening clinic and final preparations for the 4H camp in early August. Bring your tools and questions. From previous month make something per Irene's demo or a spindle.

**Note** - Anyone who turns bowls or tops for the 4H project will be eligible for the drawing for June or July.

### **Program Schedule:**

- ♦ July - Tool Sharpening! Bring your tools and jigs.


**TOTALLY TURNING 2005** will be held in the Empire State Plaza Convention Center in Albany, NY on October 15 and 16. Featured presenters will be Stuart Batty, Nick Cook, and Andi Wolfe. Complete information related to the symposium is available on the symposium website [WWW.TOTALLYTURNING.COM](http://WWW.TOTALLYTURNING.COM)



### **Turning Challenge Items:**

The "Very Big" and the "Very Small": Can you tell who has the bigger lathe? Not for long : )! What is that little thing anyway? This three sided partial sphere thing was Tom Crabb inspired. It was called a practice piece (translated not up to standard yet). We were reminded by Barry Irby that everything we do is a practice piece. Are we ever truly happy with our work? Seems there is almost always something else we wish we had done. Never being satisfied is what leads us to higher achievement.

# ***Richmond Woodturners Newsletter***



July 2005

Page 2 of 3

<http://www.richmondwoodturners.org>



June Demonstrator George Kraynak showed us a small portion of his talent producing spindles for the chair shown below. The picture doesn't do it the justice it deserves. George pays close attention to detail. He has studied the creation, design and development of this vintage style and made his own improvements in many areas. George is a dedicated and talented craftsman in many ways.



**George's Chair**



**George Spindle Turning**

The spindle was turned from White Oak. A small section was turned in the center to provide an area for the steady rest to ride. This has to be done slowly due to the vibration.



After mounting the steady rest the spindle was cut to size in several locations and the segments between turned to meet. George provided several tips along the way. THANKS George!

**Irene Grafert** (shown below) demonstrated coloring and texturing at our last special all day event. The tips she passed along will save us all countless hours of research, trial and most of all ERROR. Like many other artist she stressed the need to properly prepare your work prior to finishing.



**Irene Grafert at Work**



**Burn and Color**




**Ebonized**



**Colored**



# Richmond Woodturners Newsletter



July 2005

Page 3 of 3

<http://www.richmondwoodturners.org>



## 4H Project Aide

The 4H project is shaping up with many bowls and tops delivered to date. We are sure this will be a big hit with the kids.

The exercise is fun and rewarding at the same time. Since no two tops have to be alike it gives you time to practice many different type of cuts with a variety of your favorite tools (and the not so favorite (SKEW)).

Following is an example of how to produce the tops. There are many ways to approach the production. This method was relatively easy to setup and provided for quick change between pieces. I am sure each of you has your own method of which many would be faster and better than this.



Top Rough Turned



Top Just Prior to Part Off



Launch Handle Center Marked and Predrilled for Shaft and String Clearance Slot



Launch Handle Turned



Handles w/Clearance Slot Cut Out



String Pulls Turned Between Centers and Partially Parted



The Final Product Minus String, Sanding and Paint



Setup Using a Waste Block with Morse Taper



Predrilled Block Compression Mounted Between Live Center & Waste Block