



Woodturner's Anonymous of Richmond

<http://www.richmondwoodturners.org>

April 2009

Next Meeting:

@Woodcraft, Willow Lawn Shopping Center, 4925 West Broad St (Rt. 250W), Richmond, on the third Thursday of every month, 6:30PM. Refreshments provided. Donations are welcome.

April 16

Editor: Betsy Mack

bcmack@comcast.net

Program Schedule:

April: Bill Jenkins—Windsor Chair Part 2

May: TBA

June: TBA

Challenge Schedule:

April: Indexing

May: Chair?

June: TBA

Inside this Issue

Meeting Vibrations	2
Challenge & Show/Tell	3
Upcoming Shows	2
Visitors & New Members	5
Officers & Club Information	5
AAW News & Information	5
For Sale, Buy, or Trade	6

DEMO: Fluted Hollow Forms & Other Indexing Tricks with Jim Vogel

First off you need an indexing wheel (60 holes is the best as its gives you more options in selecting holes to use (basket weaving needs 60)), a way to attach it to the lathe (Nova chuck will hold it on, but spindle turning will need an adapter), an indexing pin to hold the indexing wheel steady, and a platform to hold the powder carver level.


You can either make an indexing wheel or buy one. Just be sure the holes are above the Nova chuck. Same with the index pin but a magnetic one is easier to use (Harbor Freight). The platform should fit into the tool rest and be fully adjustable in height, have a smooth slick surface and have two raised edges at right angles to each other. The drill (power carver) needs a sled made of dense poly. Make one end with a point and the other flat. Each different carving tool needs it own custom sled. Also a selection of diamond drill bits (Harbor Freight) and carving bits is necessary.

Second, place the indexing wheel on the lathe (even during turning- wobbles a little) set up the platform and tool sled so the bit is centered on the wood. And the long edge (stop is parallel to the wood. Lock the platter into the indexing pin and drill some shallow holes at full speed, fill them with inlay material. For fluting draw the flame shaped bits at an angle (more control- makes several shallow cuts). Move the index wheel and repeat several times.

Third, Spindle fluting (connected valley) and reeding (connected beads). **[Continued page 2]**



Indexing Wheel



Indexing wheel & pin



Indexing Pin

Shows Coming Out Of VA:

April 24-26, Southern States Symposium, Gainesville, Georgia, www.southernstatessymposium.org

June 2009, AAW 2009 Symposium, Albuquerque, NM.

Shows Coming In VA:

April 26, Art on the Square, Williamsburg.

April 3-June 14, "Turning Wood into Art: Mason Collection" Visual Arts Center, Richmond.

May 1, Woodcraft Turning/Carving Competition, Richmond.

May 9-10, Crozet Arts& Craft Festival, Crozet.

May 29-31, "Ingrained.. Women & Wood Art", Visual Arts Center, Richmond.



Oct 10-11, Crozet Arts& Craft Festival, Crozet

Oct 17-18, Greater Lanexa Studio Tour, Lanexa.

[Jim from page 1] To make tapered flutes, the jig edges must be parallel to the desired taper. Have some fun and try lots of different things.



Index of 1
Index of 3



Weaving needs odd hole numbers

Meeting Vibrations

Lee opened the meeting, visitors & new members were introduced. The Club's By-Laws were passed by a large majority of members. A donation to the American Cancer Association was made in honor of Hugh Jones wife. Roy T, active with the local PBS station, asked them about "Turning Workshop". It is back on Fridays at 1 PM channel 24. DVD's are available from the station. Roy Underhill has been moved to a HD channel.

Brien G. & the Pen Turners' Special Interest Group (SIG) will hold their first meeting at 7PM on the 2nd Thursday of the month at Woodcraft. Brien will be the demonstrator. The Segmented Turners' SIG has not met yet, so there is still time to sign up with Brad.

Information cards were induced to the Show & Tell members. This will insure each piece gets a proper introduction & photo when placed on the website & newsletter. Types of info we hope to collect are Your Name (Doug, Lee, etc), what is it? (Bowl, platter, tool, ornament, etc.), wood type (I can't spell everything woody), technique used (spindle, chuck, tape, inside-out, stave, etc), inspiration (Dick, TV, wife, nature, etc). Hopefully we will get use to filling them out soon.

Barbara D. handed out postcards about "InGrain: Women...." More about this in the newsletter.

Three different past newsletters were submitted to AAW for their consideration in the 2009 Newsletter competition.

It was brought up at the meeting as to why we don't send the newsletter to more non-members (friends, past members). This will be addressed at the next meeting. ***I will miss the meeting this month. Please take good notes, photos and send them to me.*** As there was standing room only for the demo, the meeting was ended and the demo begun.

Take the excess talking out of the classroom



MEGA COMPETITION: TURNERS & CARVERS JOIN FORCES

The seventh annual Woodcraft Turning Competition is scheduled for Saturday, May 2nd. Every turner, regardless of experience, is eligible to participate. This is the largest collection of turning talent in the area each year (except for the AAW last year of course). Whether you just started turning or have experience at the lathe, you can compete with others at the same skill level. This is a great opportunity to show the local area what turning is all about.

This year, it's going to get even better! We will be combining the Woodcraft Turning Competition with the James River Carver's Carving Competition. Each will be judged separately with its own awards and prizes, but they will be conducted on the same day at the same place. This will draw more people than ever before to a wide variety of turnings (and carvings). Maybe the future might see an eventual "carved turning" category.

Pick out something you have turned during the past year or throw a piece on the lathe and create something new. Help promote our great hobby and submit an entry by April 30th. Rules and entry forms are available at the store or can be emailed to you by sending a request to "Turning Competition" at woodcraftrichmond@comcast.net.

SHOW & TELL

Show & Tell:

Platter, inlaid ornament, bird houses of all sizes, segmented vessels, bowls, lidded boxes, bee trap, tools

Wood Used:

Maple, Brazilian cherry, Bubinga, boxwood, Diamond wood, Dogwood, cedar, holly, poplar, box elder, redbud, grapefruit, cocobolo

SORRY but no photos of the Show & Tell were received by publishing time



A few segmented bowl from Brad B.

Matt Baker is planning to take orders for sand paper at the next meeting, so go to <http://www.vinceswoodnwonders.com/> and write down the items you want to order or pick from the order list at the meeting. Prices will be discounted from the listed price. Cash or checks will be due at time of delivery, which will be by May's club meeting.



SAWDUST CHARACTER Don Hayes is our sawdust person of the month. He is semi-retired (unrealistically thought that would free up more time to turn) from the U.S. Geological Survey as an engineering hydrologist. You may have seen him for brief moments on TV weather trying to explain to the public why droughts are really dry or floods are really wet. In addition to his hydrology work, Don flew fighter/attack aircraft for the Air Force and Virginia Air National Guard and has been in the Richmond area since 1984. His shop is in a one car garage which he jealously shields from his wife--Phyllis, a dog, and a cat in Studley, Va., He has a Delta 11 inch and a Rikon mini lathe and is trying to learn the art of lidded boxes. Don says that he has found several traits in common with hydrology, flying fighters, and turning—the current situation will rapidly change, continual reassessment is necessary for success, increased skill is a function of participation, and participation generates hours of simple pleasure rudely interrupted by moments of "Aw *&!@, I should have seen that coming!" His other hobbies include restoring old woodworking machines (OWWM.org) and thanks to plant donations from Barry Irby and others, growing Daylilies and Iris. He is adding blueberries and strawberries this year. He and his wife are in the incessant process of cleaning the woods around their house of woody debris. So if you want wood chips, act now before the chips are dispersed back into the woods.

Officers for 2009

President:	Lee Scarbrough	(804-520-1745)
	franlee1@verizon.net	
1 st Vice President:	Guy Cox	(540-373-3109)
2 nd Vice President:	Brian Goulet	(804-368-0464)
Treasurer: /Bulk Orders	Matt Baker	(804-440-3581)
Secretary/Newsletter	Betsy Mack	(804-730-8324)
	bcmack@comcast.net	
Librarian:	Dick Hines	(804-966-5204)
Membership:	Danny Luttrell	(804-271-4799)
Website	Andy Hammer	(804-337-5076)
Past President Board Members:	Mike Lane	(804-932-5149)
	Jim Bumpas	(804-526-2873)
	Dan Luttrell	(804-271-4799)
	David Sterling	(804-755-6087)

Visitors / New Members:

1st Time Visitor:

Zach Herbert, Bruce Baker, Chip Hidinger

New Members:

Ron Holden, Keith Ford, Charlie Handley

The **2009 Membership Roster** is 70 members strong.

We lost 21 members for failure to pay dues this year.

Dick Hines would like to remind all the people to bring any books or DVDs they have borrowed to the next meeting. There are some out from the February meeting. Thanks

Lee S has a showing at the Colonial Heights Library.

Dues: \$25 individual, \$35 family & \$15 student. Member applications are available upon request at meetings or via email.

Library: Contact the club librarian to borrow tapes and other publications related to woodturning, for only \$2. Loose it and you bought it A reference list of available material will be forthcoming .

AAW Membership: Dues are \$40 per year. For this, you receive 4 issues of "The American Woodturner" (a \$30+ value), a great resource directory (over 450 pages), a huge annual symposium, personal grant opportunities, third party liability protection, and much more. If you are the least bit serious about woodturning, you can't afford to miss out on all this.

AAW 2009 Symposium will be held in June in Albuquerque, NM

InGrained: Women & Wood Art Symposium, May 29-31

Visual Arts Center of Richmond, 1812 W. Main St., Richmond, VA 23220

In conjunction with *The Turning Wood into Art: The Jane and Arthur Mason Collection* exhibition, the Visual Arts Center of Richmond offers a symposium called **InGrained: Women and Wood Art**. The symposium will focus primarily on the creativity and achievements of women artists working with wood.

Beginning with **Friday night's wine and cheese** reception (6:30-7:30 PM), Arthur and Jane Mason will talk about their passion for collecting turned wood pieces. **Todd Hoyer** will be giving the gallery talk at 6:30. He is very good. Barbara D.

On Saturday from 9 AM to 6 PM artists *Virginia Dotson, Michelle Holzapfel, Connie Mississippi, Merryll Saylan, Betty Scarpino* and *Hayley Smith* will present artist talks and demonstrations. Admission fee for Saturday is **\$20**.

Sunday will be a free Community Day from 1 PM to 4 PM with talks and demonstrations by VisArts wood faculty *Barbara Dill, Doug Finkel, Tom Crabb* and *Nick Pollok*.

CONTACT: Aimee Joyaux, Director of Educational Programming:

804-353-0094, x214; fax 804-353-8018 aimeejoyaux@visarts.org www.visarts.org

Stamp

Here

FOR SALE, BUY, or TRADE

Ray Deyo offers a 10% discount on non-power tools and supplies on meeting nights at Woodcraft for members only. Another very good reason to join us every month!

Richmond Woodcraft Is Moving

For the past 13 years, Woodcraft has enjoyed a relationship with Willow Lawn but has realized a need for additional space. Several new brands have been added, existing product lines have expanded, and classroom space has become a limitation in its ability to add more classes and service clubs using the facility. Therefore, Woodcraft will be moving to a new facilities located at **9862 West Broad Street** (currently known as Circuit City Plaza) by the end of May. The store will occupy the space most recently known as Rugs Direct resting between Padows' Deli and Golf Galaxy. Michaels is in the same building. There is a traffic light for easy access off Broad Street and, for those traveling on I-64 it is two easy traffic lights off the Gaskins Road North exit. At this point, the May club meeting will still be at the current location. Our current meeting space in the Woodcraft classroom contains 590 square feet. With this move, the primary classroom will contain 875 square feet. Furthermore, there will be a second classroom adjacent to the first with twin 6 foot openings between. With the combination of these rooms, there should be ample space to accommodate our expanding club and future demonstrations. There may be a temporary interruption in the club's visual electronics during the relocation period, but we will have the opportunity to reinstall the equipment once the move has been completed. There should be no interruption with the normal meeting schedule.

For Sale—Lathe

Record CL 3 48 X 30, 48" between centers, Swing over bed 12" Swing outboard 12", 3/4 hp motor, #1 MT 3/4" X 16 tpi, 10" tool rest, **Extra goodies:** Oneway live center system, 1/2" Sorby drive spur, 1" Sorby drive

center, 17" tool rest, extra banjo, 6", 4", 3" & 2" face plates, super Nova chuck insert & wrench, 3/8" Jacobs chuck with #1 MT, #1 MT professional pen mandrel, 2 extra tool posts, manual & all wrenches.

\$ 600.00 Contact Brian Nobel-Marx @ **804-897-1546**.

