




# Richmond Woodturners' Newsletter



## Next Meeting:

@Woodcraft, old Circuit City Plaza, 9862 West Broad St (Rt. 250W), Richmond, on the third Thursday of every month, 6:30PM. Refreshments provided.

## March 18

Editor: Betsy Mack

[bcmack@comcast.net](mailto:bcmack@comcast.net)

## Program Schedule:

March: Triangle Bowl—Ray

April: Segmented Turning—Brad B

May: Multi-Axis -Barbara D

## Challenge Schedule:

March: Natural edge

April: Triangle bowl

May: Segmented

## Inside this Issue

Meeting Vibrations	2
Challenge & Show/Tell	3
Upcoming Shows	2
Visitors & New Members	4
Officers & Club Information	4
For Sale, Buy, or Trade	5

## March 2010

[www.richmondwoodturners.org](http://www.richmondwoodturners.org)

## Demo: Hollow Form, What is it?

Can be an open or closed form, dry or green wood, pith or no pith, reaction or no reaction wood. It's all your choice, but first you need to bandsaw a blank and drill through the bark into solid wood for mounting between centers. Keep the tool at the centerline (bark at the headstock) and round up the blank. Then mark out the shoulder, top diameter and the bottom, cut a dovetail tenon. Rechuck it by the tenon (best grip is just before closing tight) and reshape it round.



Keep the bulk of wood at the headstock. Make a smooth curve and check it with a small scale. Danny used a skew to score the bark first before shaping the edge (cut wood in the winter to keep the bark tighter). Finish shaping the outside. Power sand to #600 grit. Wet wood clods up the sandpaper fast so have a file card handy to clean it out.



Drill a hole with a Forstner bit, slow down the speed and clear out the chips often. Work from the top down into the form (you can't go back as the wall will be too thin and might warp. Use all your hollowing tools (straight, angle, swan neck, arm holders, laser, etc). Cut at center line or just above to leave an escape path for possible catches. Clean up the inside with light strokes using a scraper. Jam chuck it to finish the bottom. Concave it a bit, cut off and sand. **[Continued on page 2]**

**Shows Coming Out Of VA:**

**Jan-May 15**, "With Lathe & Chisel: NC Wood Turners", Gregg Museum, NCS University, Raleigh, NC. [www.ncsu.edu/gregg](http://www.ncsu.edu/gregg)

**June 18 -20**, AAW Symposium, Hartford, CT. [www.woodturner.org](http://www.woodturner.org)

**Shows Coming In VA:**

**April 10-12**, Jimmy Clewes, Richmond


**May 8**, Woodcraft Turning Competition, Richmond

**May**, Richard Raffan, Tidewater.

**May 27-29**, David Ellsworth, Richmond



**Oct 23-24**, VA Symposium, Fishersville

**We Need Your Dues ASAP**



Laser set-up

**[Hollow from page 1]** Dan adds that in addition to the scraper used with the Sorby swan neck tool he used, it is also supplied with a 3/16" tool steel cutter, which is much less aggressive than the tear drop scraper, and should be used for roughing. The tear drop scraper is used for light, finishing cuts.



Also, for measuring wall thickness around the neck area, bend two identical wires in a "U" shape, with one leg long and one leg short as

shown in the photo demo and hold them perpendicular to the wall being measured. When the long legs of both wires are held parallel, the gap between points is the same at both ends.

Jimmy Clewes hands-on is full, but there is still room for people in demos. Reserve your space before it's open to all.

**Meeting Vibrations**

Shirts/smocks order is still happening. Need 50 shirts, etc to make the order.

Woodcraft is looking for youth groups to teach turning to (4-H clubs, Boy Scouts, Girl Scouts). If you know of an interested group let Lee know.

Refreshment person or persons are needed as we promoted the last one to VIP. Call Lee S to volunteer or someone maybe appointed to this very important position.

New member Cindy W is helping Barbara D. jolly up our website. Looking forward to it going on-line.

VA Turners Symposium in Oct 23-24 will have Alan Lacer and others demoing. This is hands on fun so plan on going. There is a link on our web site to theirs.

Badges have a new set-up: Alphabetized by first name. Let's wear them & remember to return them to the board for the next meeting.



# SHOW & TELL



**Woods:** Swamp elm, River birch, White oak, Curry maple, walnut, beech, plywood, locust, cherry, maple, Blackwood

**Things:** candle holder, platters, wine stoppers, acorns, fishing rod holder, hollow vessel, lidded box, segmented vessel, natural edge bowl, necklace stand, chair



### Officers for 2010

President:	Lee Scarbrough	(804-712-6676)
	<a href="mailto:franlee1@verizon.net">franlee1@verizon.net</a>	
1 <sup>st</sup> Vice President:	Don Hart	(804-530-3992)
2 <sup>nd</sup> Vice President:	Jerry Fisher	(540-895-5287)
Treasurer: /Bulk Orders	Matt Baker	(804-440-3581)
Secretary/Newsletter	Betsy Mack	(804-730-8324)
	<a href="mailto:bcmack@comcast.net">bcmack@comcast.net</a>	
Resource Manager:	Dick Hines	(804-966-5204)
Membership:	Danny Luttrell	(804-271-4799)
Website	Barbara Dill	(804-749-8565)
Past President Board Members:	Mike Lane	(804-932-5149)
	Jim Bumpas	(804-526-2873)
	Dan Luttrell	(804-271-4799)
	David Sterling	(804-755-6087)

**Dues:** \$25 individual, \$35 family & \$15 student. Member applications are available upon request at meetings or via email.

**Library:** Contact the club librarian to borrow tapes and other publications related to woodturning for only \$2 per month. Loose it and you bought it

**Newsletter Entries:** If you have tips, news, "For Sale" or a newsletter entry (250 words max and no embedded photos; send photos separately as attachments) please send it to the Editor for publication in a future newsletter. Must be received by 7th of each month to make the most current newsletter.

**AAW Membership:** Dues are \$48 per year. For this, you receive 6 issues of "The American Woodturner" (a \$30+value), a great resource directory (over 450 pages), a huge annual symposium, personal grant opportunities, third party liability protection, and much more. If you are the least bit serious about woodturning, you can't afford to miss out on all this.

### Visitors / New Members:

**1st Time Visitors:** Brad Polack, Steve Hoskins

**New Members:** Cindy White, Bill Wilcox, Gerry Campbell, Al Thorne.

56 at the February meeting.



The Eighth Annual Woodcraft Turning Competition will be held Saturday, May 8<sup>th</sup> all day. Those interested start turning your entries now. As in the past we will be providing turning demonstrations all day and would welcome volunteers from the club. This will, again, be in conjunction with the annual carving competition. We will be adding one ribbon in the turning competition for the best "carved turning" entry. Full details will be available next month. Ray

### David Ellsworth is coming in May 2010.

He lives on 20 acres in Quakertown, PA with his wife, Wendy. David first used a lathe in 8th grad (1958) and turned through his high school years. He stopped for 8 years of college (MFA) and military service. David has worked in stone, metal casting and cast polyester resins. He was hired by Anderson Ranch Arts Center, CO where he taught furniture design and construction. While there David developed the design for salt-pepper-sugar shaker set that supported him for the next 3 years. He also worked on the concept of hollow forms with bent tools (1975). It was a learning experience as no one else at the time was doing it. David is a founding & lifetime member of the AAW. He considers himself as a teacher and offers 3 day instruction at his workshop. He is in great demand for demonstrations and as a jury member for art shows. We are lucky to have him coming to Richmond in May.

Stamp

Here

## FOR SALE, BUY, or TRADE

Ray Deyo offers a 10% discount on non-power tools and supplies on meeting nights at Woodcraft for members only. Another very good reason to join us every month!

### For Sale

Delta 10" Contractor Saw with 32" Table and FULL Mobile base. Excellent condition. \$400.

Marlin

Fegely

883-0199.



Dan is getting an order together for **sanding supplies from Industrial Abrasives**. Industrial Abrasives allows AAW chapters to purchase at wholesale prices. While these prices are not published, they have always been favorable in the past. As an example, the wholesale price for 3" disks approximates the retail price of 2" disks. Shipping costs will be divided between participants. Final costs will be determined when invoiced. The 2" and 3" pads and disks we normally use, however, any of their items can be ordered. See their on-line catalog at <http://www.industrialabrasives.com/>.

The order will not be placed until after the March meeting. Bring your questions then, or e-mail me and tell me what you want.

### From the Truck Sales

Danny & Don Hart: oak burl