




# Richmond Woodturners' Newsletter



## Next Meeting:

@Woodcraft, old Circuit City Plaza, 9862 West Broad St (Rt. 250W), Richmond, on the third Thursday of every month, 6:30PM. Refreshments provided.

## February 16

Editor: Betsy Mack

[bcmack@comcast.net](mailto:bcmack@comcast.net)

## Program Schedule:

**Feb: Coring Systems**

**March: Making Small Tools**

**April: Aussie Hollowing**

## Challenge Schedule:

**Feb: Cindy Special**

**March: Coring**

**April: Small Tools**

## Inside this Issue

|                             |      |
|-----------------------------|------|
| Meeting Vibrations          | 2    |
| Challenge & Show/Tell       | 3    |
| Upcoming Shows              | 2    |
| Visitors & New Members      | 4    |
| Officers & Club Information | 4    |
| Snack List for 2 months     | 4    |
| For Sale, Buy, or Trade     | back |

## February 2012

[www.richmondwoodturners.org](http://www.richmondwoodturners.org)

## Demo: Cindy Drozda Came to Town



Her free Thursday night demo was full to capacity. She turned one of her signature pieces with a finial with contrasting inlayed wood.

Her show-and-tell pieces ran the gamut from shell ornaments, Banksia pods to little lidded boxes [page 3]. The gilded sea urchin shells were my favorite. First the shell is covered

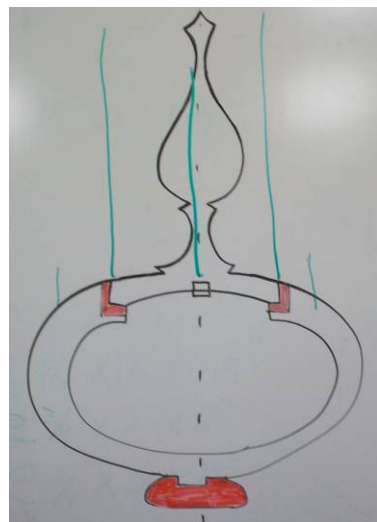


Mod Pod to toughen it up (I use Krylon Triple Thick Glaze, she made a note of it), then with size glue. She used 2 leaves of gold leaf (or different colors). Next wrap the gold leaf & the shell with Saran wrap & foam rubber. Scrunch it up until the leaf is transferred to the shell. To gold leaf the inside is harder and she kept the technique a secret.

For her small finial boxes, Cindy likes to turn hard, close, tight, straight grain wood like cherry, blackwood, holly or maple to give the finial strength. She also likes to inlay a contrasting wood with grain in the same direction.

Turn a tenon on one end and then remount into a 4-jaw chuck. Round it up but keep the 4 corners for support next to the chuck. Cindy designs the shape first then makes the wood look like it (not like Michelangelo). Mark out the lid, cut down to the rough diameter and make any design modification to fit the wood. Remove most of the wood while the tail stock is still in place. To fake a thin end make a pointed tip but keep the stalk fatter. Back up your cuts with your fingers for more support and use a short tool rest. Finish the tip and sand #400 grit to clean it up. Define the base, use a light touch, aim carefully with sharp tool, and cut a "V" groove to mark it off. Make any changes to the finial base now. Part off the top. A jam chuck will be needed to finish the bottom off the base.

Cut the inlay disk to size, flatten the front and with the tailstock up round off the inlay. Make the sides parallel, then cut off the disk. **[Continued on page 2]**



**Shows Coming Out Of VA:**

**April 27-29:** Southern States Woodturning Symposium, Gainesville, GA

**June 8 -12:** AAW Symposium, San Jose', CA

**Shows Coming In VA:**

**April:** Arts in the Park, Richmond

**May:** Turning Competition, Woodcraft, Richmond

**Sept 15-16:** VA Turners Symposium, Fishersville

**Sept 14-16:** Field Days of the Past, Goochland County

**Sept:** State Fair of VA, Caroline County


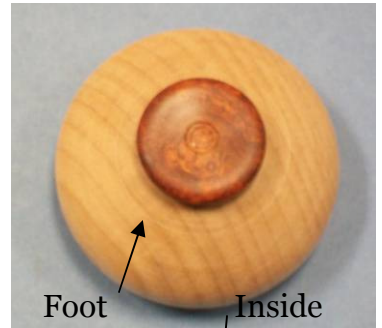
[Cindy from page 1] , but mark the center for a hole later. Save the rest for the foot later.

Transfer the disk diameter to the box bottom. Hollow out the box but keep the sides thick for now. Fit the disk into the base then glue it. Turn a recess for the lid; leave a little room for wood swelling (not a jam fit). Clean up the inlay and cut flush with the top of the block. Finish hollowing out the box, sand & finish. Tape on the lid and blend in the sides. Sand & finish the box as much as possible.

Make a jam chuck for the lid. Finish the bottom of the lid. Add some character. Jam chuck the bottom of the box onto the lid. Use the bottom nib to center the tail stock. Use tape to hold everything together. Shape the bottom; reduce the nib to a small tenon to attach the foot, finish it now. Glue on the foot blank. Shape slight concave, sand and finish the box foot. Sign your work, Cindy uses an engraver and then rubs a gold paint marker over it and clean up the surface so only the grooves show the gold. Before making your own, look over Cindy's handout.



*Our signed Cindy piece. Get it at the Christmas Party Silent Auction!*



**PAY YOUR DUES So We Can Afford More**

**Demonstrators**



Barbara Dill is teaching across the nation: March TN, April NC, June CA, and Aug TX. Check out her website for more details. [www.barbaradill.com](http://www.barbaradill.com)

**Meeting Vibrations**

Ray Melton still has that maple tree. He brought some of it to the meeting to give away.

Jim & Lee will share duties as 1<sup>st</sup> Vice President.

With Cindy Drozda here we did not have Show & Tell, but some folks don't read the newsletter. See them on the page 3.

# SHAME ON YOU

For not reading your newsletter

## Cindy Drozda Sea Urchin Collection



## Cindy's other things



## Friday Hands-On Class



**Officers for 2012**

|                                 |  |
|---------------------------------|--|
| President:                      | Dick Hines (804-966-5204)                                  |
|                                 | <a href="mailto:rdhines@hughes.net">rdhines@hughes.net</a> |
| 1 <sup>st</sup> Vice President: | Jim Bumpas / Lee Scarbrough                                |
| 2 <sup>nd</sup> Vice President: | Jerry Fisher (540-895-5287)                                |
| Treasurer: /Bulk Orders         | Matt Baker (804-440-3581)                                  |
| Secretary/Newsletter            | Betsy Mack (804-730-8324)                                  |
|                                 | <a href="mailto:bcmack@comcast.net">bcmack@comcast.net</a> |
| Librarian:                      | Aage Rendalen (804-261-9160)                               |
| Membership:                     | Danny Luttrell (804-271-4799)                              |
| Website                         | Barbara Dill (804-749-8565)                                |
| Past President Board Members:   | Lee Scarbrough (804-712-6676)                              |
|                                 | Mike Lane (804-932-5149)                                   |
|                                 | Jim Bumpas (804-526-2873)                                  |
|                                 | Dan Luttrell (804-271-4799)                                |

**Dues:** \$25 individual, \$35 family & \$15 student. Member applications are available upon request at meetings or via email.

**Library:** Contact the club librarian to borrow tapes and other publications related to woodturning for only \$2 per month. List is on the website. Lose it and you bought it.

**Newsletter Entries:** If you have tips, news, "For Sale" or a newsletter entry (250 words max and no embedded photos; send photos separately as attachments) please send it to the Editor for publication in a future newsletter. Must be received by *7th of each month* to make the most current newsletter.

**Website:** [www.richmondwoodturners.org](http://www.richmondwoodturners.org) Updated regularly and contains links to other VA clubs.

**AAW Membership:** Dues are \$48 per year. For this, you receive 6 issues of "The American Woodturner" (a \$30+value), a great resource directory (over 450 pages), a huge annual symposium, personal grant opportunities, third party liability protection, and much more. If you are the least bit serious about woodturning, you can't afford to miss out on all this.

**Visitors / New Members:**

**1st Time Visitors:** Marielle Brinkman, Sharon Fritter, Nicholas Rumsey, Melissa Messick, Jack Raybourne, Jason Beckendorf, Paul Mosher, Jim Thacker, Mosby West, Debbie Cycotte

**New Members:** Joe and Pearson Batitto, Trip Pollard, John Stanley, Doug Shackelford

About 67 in attendance Thursday night. A new record.

**Snack Roster Reminder this Month**

|           |    |                                 |
|-----------|----|---------------------------------|
| Clement   | 2  | Ice -10lb bag & cooler          |
| Sterling  | 3  | Two 2-liter diet drinks         |
| Rowe      | 4  | Two 2-liter regular drinks      |
| Campbell  | 5  | Two 2-liter non caffeine drinks |
| Luttrell  | 7  | Sweet snacks(cookies, etc.)     |
| Wood      | 8  | Sweet snacks(cookies, etc.)     |
| Walke     | 9  | Sweet snacks(cookies, etc.)     |
| Irby      | 10 | Salty snacks(P-nuts, etc)       |
| Alexander | 11 | Salty snacks(P-nuts, etc)       |
| Pellick   | 12 | Salty snacks(P-nuts, etc)       |

**Next Month Snack Roster Reminder**

|            |    |                                 |
|------------|----|---------------------------------|
| Howell     | 13 | Ice -10lb bag & cooler          |
| Daniels    | 14 | Two 2-liter diet drinks         |
| Hines      | 15 | Two 2-liter regular drinks      |
| Bumpas     | 16 | Two 2-liter non caffeine drinks |
| Ellis      | 17 | Sweet snacks(cookies, etc.)     |
| Scarbrough | 18 | Sweet snacks(cookies, etc.)     |
| Lane       | 19 | Sweet snacks(cookies, etc.)     |
| Mace       | 21 | Salty snacks(P-nuts, etc)       |
| Mace       | 22 | Salty snacks(P-nuts, etc)       |
| Childress  | 23 | Salty snacks(P-nuts, etc)       |

**January was a little short of food** and we had a record number of members attend. If you won't be able to attend, please let someone know or get another to bring your food. We had plenty of drinks just limited food.

540-895-5287 Jerry Fisher

Richmond Wood Turners  
5451 Spotslee Circle  
Mechanicsville, VA 23111

Stamp  
Here

## FOR SALE, BUY, or TRADE

Ray Deyo offers a 10% discount on non-power tools and supplies on meeting nights at Woodcraft for members only. Another very good reason to join us every month!

White space that should have been filled. E-mail or hand me a note, I will not remember all casual conversations while I'm at Woodcraft doing my other woody things.

This newsletter was reviewed by the board and found to be correct. (White space was filled afterward).

Printed by UPS

Your newsletter editor will be in NC for 3 weeks doing the grandmother thing. If you want a newsletter next month you had better email things to fill it up. I will miss the March meeting, so I will need photos of "Show & Tell", photos of the Demo and a Demo write-up. If I do not get this help, the April newsletter will be full of grandbaby pictures! You have been warned!