




Richmond Woodturners' Newsletter



Next Meeting:

@Woodcraft, old Circuit City Plaza, 9862 West Broad St (Rt. 250W), Richmond, on the third Thursday of every month, 6:30PM. Refreshments provided.

July 19

Editor: Betsy Mack

bcmack@comcast.net

Program Schedule:

July: Kaleidoscope

August: Photography

Sept: Bob Rosand

Challenge Schedule:

Oct: Kaleidoscopes

Jan: TBA

March: TBA

Inside this Issue

Meeting Vibrations	2
Challenge & Show/Tell	3
Upcoming Shows	2
Visitors & New Members	4
Officers & Club Information	4
AAW / VA News	4
For Sale, Buy, or Trade	back

July 2012

www.richmondwoodturners.org

Demo: Show & Tell or Q & A

This was your chance to ask the experts about your failed design, messy finish, new kits, better or different ways to do something or anything else. Most were happy with there finished turning, but a few stepped up with some good questions. Just What We Needed for This Demo.

First up was some design changes for a bowl. Suggestions were reduce the foot size, move, thin it down more, move the center band up to about a 1/3 of the height of the bowl, use a jam chuck since the nub is gone and removal of the new nub after reducing the foot.



Next, how to harden shells; Krylon Triple- Thick Clear Glaze from Wal-Mart. A couple of thin coats inside & out do the trick. Or Mod- Pod from Michael's works for Cindy D. shells.

Small hole hollowing: get it thin as possible; don't worry about a smooth inside as no one can get their fingers into it anyway.

CNC programing a basket weave on a pen blank.

New **Gun Bolt Pen Kit** form PSI: the bolts on the wrong side for a gun, parts need a little finesse.



Tear out trick: wet down the fibers with soapy water then finish turning. The solution swells up the fibers making them easier to get a clean cut.

Next Demo: Jim Duxbury & Kaleidoscopes www.duxterity.com

Shows Coming Out Of VA:**Shows Coming In VA:**

Sept 15-16: VA Turners Symposium, Fishersville

Sept 21-23: Field Days of the Past, Goochland

Pen Turners: held their meeting last Thursday. 4 small demos were presented. Scallop pen blanks start with 2 centered 45° angles. Contrasting wood is glued on and then aluminum thins then more wood. Soak in CA glue (let sit for 24 hours), then square up the blank and turn. Woodcrafts new **CA glue finishing kit** is fast. It comes with 2 CA glues, activator, #400 grit paper, 2 polishes and instructions. This CA glue was designed for finishing. 5 coats and polishing took less than 30 minutes to complete and Rick had a box of kits for 10% off. **Finishing acrylic blanks.** Sand through the mini-pad collection (#400-1200grits). Wet each pad and wipe down the blank between grits with a wet paper towel. Bill used PolishX from Wal-Mart (auto section). Just a drop will do it.

Pouring Acrylic molds. Bill used molds made by Fred (www.luv2turn.com) and a hand painted tube (www.???). Mix up resin, place in hot water (thins it & raises the bubbles better), add kicker. Mix and pour over tubes in a mold. No pressure is needed; let set for 24 hr.

Group is thinking of a **Regional Pen Symposium** for the Richmond area for the spring 2013 with vendors and all 3 state clubs' help. Bring your ideas to the next meeting. A location should be locked in soon.

Richmond Woodturners, under the direction of Woodcraft's Ray Deyo, continued its involvement in teaching 16 4-H'ers at Holiday Lake, near Farmville, the basics of woodturning. Other RW members were Rob Blader, Ray Melton, Jim Bumpas, Deane Cox,



Bob Silkensen, and Lee Scarbrough. This has been a great experience for both clubs- they love us coming and we love teaching them how to turn a bowl. It is our hope that this will continue for a long, long time.

Lee Scarbrough



Club Picnic at Barbara Dill's house (Goochland) on Sat.



Meeting Vibrations

September 8. Directions next month

Treasury ~\$9000 VA symposium Sept 15-16; AAW 2013 Symposium will be in Tampa Website need new person to help Cindy keep website updated. Newsletters have not been added since Jan. Ray Deyo: Turning Competition finished 10th year. Judges for whole time Sam, Harry, Doug, Dan, etc. Ray thanks them all for their continued support. Shana had free pen blanks.

Ray Melton has volunteered for 1st VIP position. Thank you Name Badges have arrived. \$3.50 each at the meeting

SHOW & TELL



Things: Tool handles, bowls, natural edge, pepper grinder, parting tool, lidded bowl, apple/worm, pens, ornament, gavel, hollow form, platter, sugar bowl, letter opener, magnifying glass, segmented bowl

Wood: Osage orange, black locust, maple, ambrosia maple, elm, beech, cherry, pecan, holly, rosewood, deer horn, tiger maple, white oak, cedar, apple



Officers for 2012

President:	Dick Hines (804-966-5204)
	richard.hines45@gmail.com
1 st Vice President:	Ray Melton (814-5712)
2 nd Vice President:	Jerry Fisher (540-895-5287)
Treasurer: /Bulk Orders	Matt Baker (804-440-3581)
Secretary/Newsletter	Betsy Mack (804-730-8324)
	bcmack@comcast.net
Librarian:	Aage Rendalen (804-261-9160)
Membership:	Danny Luttrell (804-271-4799)
Website	Barbara Dill (804-749-8565)
Past President Board Members:	Lee Scarbrough (804-712-6676)
	Mike Lane (804-932-5149)
	Jim Bumpas (804-526-2873)
	Dan Luttrell (804-271-4799)

Dues: \$25 individual, \$35 family & \$15 student. Member applications are available upon request at meetings or via email.

Library: Contact the club librarian to borrow tapes and other publications related to woodturning for only \$2 per month. List is on the website. Lose it and you bought it.

Newsletter Entries: If you have tips, news, "For Sale" or a newsletter entry (250 words max and no embedded photos; send photos separately as attachments) please send it to the Editor for publication in a future newsletter. **Must be received by 7th of each month to make the most current newsletter.**

Website: www.richmondwoodturners.org Updated regularly and contains links to other VA clubs.

AAW Membership: Dues are \$48 per year. For this, you receive 6 issues of "The American Woodturner" (a \$30+value), a great resource directory (over 450 pages), a huge annual symposium, personal grant opportunities, third party liability protection, and much more. If you are the least bit serious about woodturning, you can't afford to miss out on all this.

Visitors / New Members:

None this meeting

Next Month Snack Roster Reminder

Beverage & Snack Roster Reminder

57	Robbins	Two 2-liter diet drinks
59	Hayes	Two 2-liter regular drinks
60	White	Two 2-liter non caffeine drinks
61	Reid	Sweet snacks(cookies, etc.)
62	O'Hanlon	Sweet snacks(cookies, etc.)
63	Roth	Sweet snacks(cookies, etc.)
64	Turner	Salty snacks(P-nuts, etc)
66	Crook	Salty snacks(P-nuts, etc)
67	Sheneman	Salty snacks(P-nuts, etc)

68	Silkensen	Ice -10lb bag & cooler
70	Handley	Two 2-liter diet drinks
71	Smith	Two 2-liter regular drinks
72	Nuckols	Two 2-liter non caffeine drinks
73	Dompkowski	Sweet snacks(cookies, etc.)
74	Hart	Sweet snacks(cookies, etc.)
75	Murray	Sweet snacks(cookies, etc.)
80	Adams	Salty snacks(P-nuts, etc)
81	Willmer	Salty snacks(P-nuts, etc)
84	Fegely	Salty snacks(P-nuts, etc)

Richmond Wood Turners
5451 Spotslee Circle
Mechanicsville, VA 23111

Stamp
Here

FOR SALE, BUY, or TRADE

Ray Deyo offers a 10% discount on non-power tools and supplies on meeting nights at Woodcraft for members only. Another very good reason to join us every month!

Another missed opportunity to sell your unused stuff
Or get rid of a cut up tree, free

Free Wood

I have a large white oak that came down in the storm Saturday night (Storm). It is mostly cut up into about 16 inch lengths, but there are some longer pieces. This is about a 22 inch diameter tree for most of the trunk. I also saved some crotches that are very wide as well as some twisted sections.

I also have another white oak and two hickories that were taken down in February.

If anyone in the club would like to have either the oak or the hickory, they are welcome to come and get it. The hickory is basically in 9 ft lengths.

Let me know and I will provide directions. It is located in New Kent County. Thanks,

Wayne whayden@earthlink.net

Safety First

