




# Richmond Woodturners' Newsletter



## Next Meeting:

@Woodcraft, old Circuit City Plaza, 9862 West Broad St (Rt. 250W), Richmond, on the third Thursday of every month, 6:30PM. Refreshments provided.

## October 18

Editor: Betsy Mack

[bcmack@comcast.net](mailto:bcmack@comcast.net)

## Program Schedule:

**Oct: Small Projects for Gifts -Ray Deyo**

**Nov: Inside-Out ornament - Sherman McLaughin**

## Challenge Schedule:

**Oct: Kaleidoscopes**

**Jan: Rude Osolnik inspired candleholder**

## Inside this Issue

Meeting Vibrations	2
Challenge & Show/Tell	3
Upcoming Shows	2
Visitors & New Members	4
Officers & Club Information	4
AAW / VA News	4
For Sale, Buy, or Trade	back

## October 2012

[www.richmondwoodturners.org](http://www.richmondwoodturners.org)

## Bob Rosand's Rube Osolnik Inspired Candleholder

**Candleholder** has the general form of 1/3 top : 2/3 bottom and the diameter is 2" top and 2.5" bottom. There is also a 1" waste at the bottom. Bob likes the roughing gouge to round up the blank between centers. He then puts a tenon on one end, remounts in a 4 jaw chuck. Mark out the waste at the chuck end, with a parting tool mark out the diameter of the top (2") and the bottom (2.5"), and mark 1/3 from the top. Rouge in the taper. Taper the end grain a bite. Drill the hole for the candle insert. (Can't find 1/2" candle insert; 5/8"OD bronze bushing look good, brass tubing, too. Have a candle handy, [www.use-enco.com](http://www.use-enco.com)). Part deeper into the skinny part (~1/4 diameter) and blend in the taper with a spindle gouge. Clean up the bottom and blend in the top & bottom tapers. (Bob makes a set 12", 8", 6") Sand to #600 Chamfer the top with a skew, part off from the waste block. Concave the bottom with a spade bit using a jig to hold it steady. Wax candles melt or get chewed on by little ones...so make a wooden candlestick. Blank is 3/4 square of contrasting wood and ~12" long (taper is 10"). Using pin jaws mount the blank measure & mark the diameter of the candle insert. Speed out the taper to the top 2/3. Bring it down to 1/2" and taper to the tail stock. Round up the 1/3 at the head stock to 1/2" mark off 10" and cut off. Mount a drill



chuck into the head stock and drill a

**Shows Coming Out Of VA:****Shows Coming In VA:****Meeting Vibrations**

The picnic at Barbara's house had ~40 attendees. Parking was tight but all that made it had a ball.

Lee says he still has about 10 name badges to be picked up.

**October Challenge is due at the meeting. Bring your Kaleidoscopes for a special drawing.**

**January Challenge:** will be a Bob Rosand's Rude Osolnik inspired candleholder. See you should have made it to the demo. Check out AAW Feb 2010 article by Russ Fairfield or [www.rrosand.com](http://www.rrosand.com) or [www.rudeosolnik.com](http://www.rudeosolnik.com)

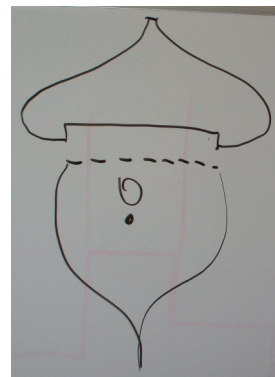
Christmas party & club election of officers are on the horizon. Be sure to attend the meetings or you might find yourself an officer next year.



Bob Rosand  
Class Friday



small hole into the top of the candle. Glue a small piece of string into the hole (Wick). Want a whiter look, use 2 part bleach. Make one for the Jan challenge.



**Acorn ornament** sells for ~\$20. As Bob knows, folks will part with a 20 faster than a 50 dollar bill at craft shows. Body: Start with a 1.25" square about 4" long. Drill a 1/4" hole (lower will be cut off later) for the bird and a 1/16" hole for the perch. Using pin jaws on your chuck mount the square and turn round with a roughing gouge. With the point at the head stock end, mark the perch hole, shape the blank with a small spindle gouge, but not pass the mark. Drill out the center, and then thin the inside with scrapers. Keep the thickness the same all around. Point the acorn end then cut off. With a skew make a jam chuck out of the waste, attach the nut to the chuck with a drop of medium CA & Accelerator. Finish the bottom, sand and cut off the jam chuck with a skew. Cap: 2" diameter and 1.5" long. Change the jaws, round up the blank and put a tenon on one end. Face the end, concave the bottom slightly, mark the OD of the bottom on the cap end. Remove part of the bottom (reduce the weight), cut a little rabbit for the nut to fit into. An overhang of 1/4" is required; mark the bottom, rough gouge the blank down to the overhang mark. With a spindle gouge shape the cap and round over the edge. Hold a Sorby texturing tool at 45° down and crosshatch the surface. Finish off the cap, part it off, make a jam chuck from the waste and attach the cap (little spit will make it tight). Smooth out the texture up to the tip. Drill a hanger hole in the tip; add brass screw eye or fishing hook (loop end). Part base off waste block. Make a perch from 1/16" diameter wood.



**Ringholder:** Starts with a blank 2.5" square by 5" long. Turn between centers with a roughing gouge (good for long flowing curves). Cut a tenon, chuck it and cut the shape of the top & neck. Turn a small concave on the top, drill 1/8" hole, ~2" deep. Sand, cut off, chuck onto a drill bit held in the head stock (engage the wood on the bottom) and shape, cut off the tenon & sand the bottom. Flame: 5/8" square of contrasting wood. Rough out the flame with a chamfer before the tenon. Diameter of the top is the max for the flame. Sand, with calipers measure the diameter of the tenon and make it ~1" long. CA glue in place. All projects can be found in AAW journals. Problems: Email Bob at [BobRosand@gmail.com](mailto:BobRosand@gmail.com)



# SHOW & TELL



**Things:** Chair, bowls, big vase, bottle stoppers, shoe horn, lidded vase, pens, acorn ornament, tool handle, lamp



**Wood:** Butternut, white oak, walnut, plywood, locust, maple, maple, cast resin, burl, dog-wood, cherry, mulberry



**Officers for 2012**

President: Dick Hines (804-966-5204)  
[richard.hines45@gmail.com](mailto:richard.hines45@gmail.com)

1<sup>st</sup> Vice President: Ray Melton (814-5712)

2<sup>nd</sup> Vice President: Jerry Fisher (540-895-5287)

Treasurer: /Bulk Orders Matt Baker (804-440-3581)

Secretary/Newsletter Betsy Mack (804-730-8324)  
[bcmack@comcast.net](mailto:bcmack@comcast.net)

Librarian: Aage Rendalen (804-261-9160)

Membership: Danny Luttrell (804-271-4799)

Website Barbara Dill (804-749-8565)

Past President Board Members: Lee Scarbrough (804-712-6676)  
 Mike Lane (804-932-5149)  
 Jim Bumpas (804-526-2873)  
 Dan Luttrell (804-271-4799)  
 David Sterling (804-755-6087)

**Dues:** \$25 individual, \$35 family & \$15 student. Member applications are available upon request at meetings or via email.

**Library:** Contact the club librarian to borrow tapes and other publications related to woodturning for only \$2 per month. List is on the website. Lose it and you bought it.

**Newsletter Entries:** If you have tips, news, "For Sale" or a newsletter entry (250 words max and no embedded photos; send photos separately as attachments) please send it to the Editor for publication in a future newsletter. **Must be received by 7th of each month to make the most current newsletter.**

**Website:** [www.richmondwoodturners.org](http://www.richmondwoodturners.org) Updated regularly and contains links to other VA clubs.

**AAW Membership:** Dues are \$48 per year. For this, you receive 6 issues of "The American Woodturner" (a \$30+value), a great resource directory (over 450 pages), a huge annual symposium, personal grant opportunities, third party liability protection, and much more. If you are the least bit serious about woodturning, you can't afford to miss out on all this.

*Visitors / New Members:*

**New Members:** Richard Bottone

**1st Time Visitors:** Don and Ethan Miller

**Beverage & Snack Roster Reminder**

102	Wright	Ice -10lb bag & cooler
103	Zorn	Two 2-liter diet drinks
104	Barrett	Two 2-liter regular drinks
105	Bailey	Two 2-liter non caffeine drinks
107	Twachtman	Sweet snacks(cookies, etc.)
108	Rhyne	Sweet snacks(cookies, etc.)
109	Milstead	Sweet snacks(cookies, etc.)
110	Pellick	Salty snacks(P-nuts, etc)
111	Fisher	Salty snacks(P-nuts, etc)
112	Horton	Salty snacks(P-nuts, etc)

**Next Month Snack Roster Reminder**

113	Glace	Ice -10lb bag & cooler
114	Taylor	Two 2-liter diet drinks
115	Beldyk	Two 2-liter regular drinks
116	Melton	Two 2-liter non caffeine drinks
117	Carter	Sweet snacks(cookies, etc.)
118	Anderson	Sweet snacks(cookies, etc.)
119	Walters	Sweet snacks(cookies, etc.)
120	Willaford	Salty snacks(P-nuts, etc)
121	Packett	Salty snacks(P-nuts, etc)
122	Rhyne	Salty snacks(P-nuts, etc)


Richmond Wood Turners  
5451 Spotslee Circle  
Mechanicsville, VA 23111

Stamp  
Here

## FOR SALE, BUY, or TRADE


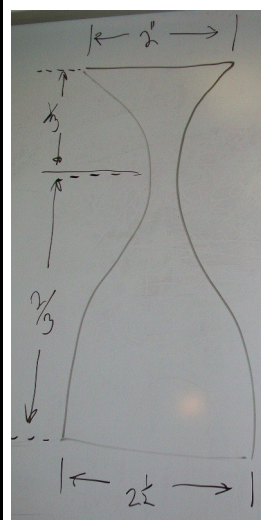
Ray Deyo offers a 10% discount on non-power tools and supplies on meeting nights at Woodcraft for members only. Another very good reason to join us every month!

More photos of  
Bob's class Friday



After a long illness, Carlisle Childress passed away while in the hospital. Carlisle had been a member of the Richmond Woodturners since 2003 and was a very strong supporter of the club. Frequently, during his many routine visits, Carlisle would talk about the club to customers inviting them to attend a meeting. Anyone noticing the one dollar bill on the wall behind the counter at Woodcraft, Carlisle was our first customer at the new location and signed the back of that bill. We will remember Carlisle always.

Ray Deyo



Candle holder & Ring holder