




# Richmond Woodturners' Newsletter



## Next Meeting:

@Woodcraft, old Circuit City Plaza, 9862 West Broad St (Rt. 250W), Richmond, on the third Thursday of every month, 6:30PM. Refreshments provided.

# July 18

Editor: Betsy Mack

[bcmack@comcast.net](mailto:bcmack@comcast.net)

## Program Schedule:

**July: Stihl Guy & your chainsaw**

**Aug: Columns & Pedestals**

**Sept: Turning Handled, mugs spoons, etc.**

## Challenge Schedule:

**July: Lamination of something**

## Inside this Issue

Meeting Vibrations	2
Challenge & Show/Tell	3
Upcoming Shows	2
Visitors & New Members	4
Officers & Club Information	4
AAW / VA News	4
For Sale, Buy, or Trade	back

## July 2013

[www.richmondwoodturners.org](http://www.richmondwoodturners.org)

## Urn making for Humans and Pets

Steve Pritchard from GA gave a great demo on burial urn making. He uses wet wood from domestic trees like maple, poplar, cherry, walnut, sycamore, pear, etc. The wood is turned and hollowed out to the proper thickness (1/4 – 3/8”) before being allowed to dry for several weeks in a paper bag. They are then put back on the lathe for some finish outside turning ( no one cares about the inside), threading, top turning and several coats of polyurethane. Most of his urns are ~200 cubic inches = ~200 lb. person, and he sells them for \$500+.



OK the urn is hollowed and dry, time for the top. Remount the urn and clean up the hole end. Flatten it and make the opening have parallel sides. A block of 2” square mesquite wood is rounded and a tenon cut on one end. Mount into a 4-jaw chuck and turn the tenon to fit the opening in the urn. Turn slowly as you want an accurate tight fit. Cut a 1 3/4 inch opening in the insert. Make sure the sides are parallel for the threading process. Move the chuck & insert to a mini-lathe. Bring out the Baxter threading tool (Baxter’s are sized to your lathe when you order them). The chuck goes into the tail stock and the very sharp cutter into the head stock. Steve uses 12 threads/ inch (tool can do 8 -24 threads/inch) and cuts the female threads first as its easier. Cut the threads and remember the insert collar goes deeper than the thickness of the urn.

Now for the hard part- making the male threads match the females. Turn the ebony male finial collar to the proper diameter (read the directions with your Baxter, watch videos and practice). Drill a small hole inside for the tenon of the finial piece at will be added later. Don’t remove the chuck with the top male threads before checking the threads with the female insert. *Can’t put it back in the same place ever.* Use a brass brush to clean out the threads . Part off finial collar longer than the threaded



**Shows Coming Out Of VA:**

**Sept 20-22**, Turning Sothern Style, Dalton, GA  
[www.gawoodturner.org](http://www.gawoodturner.org)

**Nov 1-3**, NC woodturning Symposium, Greensboro, NC.

**Shows Coming In VA:**

**Sept:** Picnic, Chesterfield County Fair, Field Days-Goochland, State Fair

**Pen Turning July Meeting**

For next pen meeting, Phil is planning on an antler turning demo, but may not be able to make it. Shawna is a backup with painting and casting tubes. Bring antler and other animal bones, etc - turned and un-turned.

Safety First,

Breath Clean Air



inside part. Glue the female insert into the urn with 2 part epoxy. Turn the outside to blend in the two parts. Sand & finish the urn bottom.

Turn a finial with a tenon that fits into the finial collar. Blend the two parts and blend the finial top with the urn bottom. Sand & finish inside & outside.

Measuring the inside volume of odd shaped urns is necessary. An urn 7-8 inches in diameter and 11" tall is about 200 cubic inches. Steve has calibrated a 4" PVC pipe and fills it with rice. Each inch of height = ~12 cubic inches. Steve also puts a plastic bag inside each urn. Wet ashes expand a lot.

[www.Stevenprichardwoodturning.com](http://www.Stevenprichardwoodturning.com) to see what else Steve turns.

*OK, Urn making time as this is your challenge for October.*



Change in the demo schedule


**Meeting Vibrations**

Stihl Guy this month and Bill Walters has been moved to August. Even though the Stihl Guy will be doing the demo, there will be Show & Tell. **The Challenge is due !**

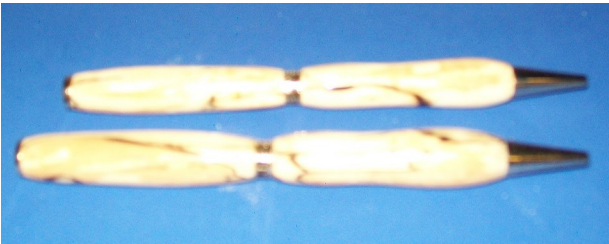
Ray D and 8 other members showed 16 4-H campers how to turn a bowl

Next challenge will be due in October

# SHOW & TELL



No Show & Tell this meeting because of an outside demonstrator, but here is always a few that don't read the newsletter or have "Ole-Timers".



## 4-H CAMP TURNING EXPERIENCE



**Officers for 2013**

- President: Gerry Cambell (804-932-5062)  
[gerrygdc@verizon.net](mailto:gerrygdc@verizon.net)
- 1<sup>st</sup> Vice President: Aage Rendalen (804-261-9160)
- 2<sup>nd</sup> Vice President: Jeff Harrell (804-972-3447)
- Treasurer: /Bulk Orders: Matt Baker (804-440-3581)
- Secretary/Newsletter: Betsy Mack (804-730-8324)  
[bemack@comcast.net](mailto:bemack@comcast.net)
- Resource: Jerry Fisher (540-895-5287)
- Membership Manager: Danny Luttrell (804-271-4799)
- Information Manager: Rob Blader (540-786-8747)
- Past President Board Members: Dick Hines (804-966-5204)  
Lee Scarbrough (804-712-6676)  
Mike Lane (804-932-5149)  
Jim Bumpas (804-526-2873)  
Dan Luttrell (804-271-4799)  
David Sterling (804-755-6087)

**Dues:** \$25 individual, \$35 family & \$15 student. Member applications are available upon request at meetings or via email.

**Library:** Contact the club librarian to borrow tapes and other publications related to woodturning for only \$2 per month. List is on the website. Lose it and you bought it.

**Newsletter Entries:** If you have tips, news, "For Sale" or a newsletter entry (250 words max and no embedded photos; send photos separately as attachments) please send it to the Editor for publication in a future newsletter. **Must be received by 7th of each month to make the most current newsletter.**

**Website:** [www.richmondwoodturners.org](http://www.richmondwoodturners.org) Updated regularly and contains links to other VA clubs.

**AAW Membership:** Dues are \$53/year for printed, \$43/year for email. For this, you receive 6 issues of "The American Woodturner" a great resource directory (over 450 pages), a huge annual symposium, personal grant opportunities, third party liability protection, and much more. If you are the least bit serious about woodturning, you can't afford to miss out on all this.

*Visitors / New Members:*

**1st time visitors**

Mark Chandler, Bob Grigler

**Next Month Snack Roster Reminder**

116	Melton	Ice -10lb bag & cooler
118	Anderson	Two 2-liter diet drinks
119	Walters	Two 2-liter regular drinks
120	Willaford	Two 2-liter non caffeine drinks
131	Cross	Sweet snacks(cookies, etc.)
132	Harrell	Sweet snacks(cookies, etc.)
133	Harrell	Sweet snacks(cookies, etc.)

**Meeting Snack Roster**

87	Gundel	Ice -10lb bag & cooler
90	Williams	Two 2-liter diet drinks
95	Dill	Two 2-liter regular drinks
98	Campbell	Two 2-liter non caffeine drinks
100	Blader	Sweet snacks(cookies, etc.)
102	Wright	Sweet snacks(cookies, etc.)
103	Zorn	Sweet snacks(cookies, etc.)
104	Barrett	Salty snacks(P-nuts, etc)
111	Fisher	Salty snacks(P-nuts, etc)
112	Horton	Salty snacks(P-nuts, etc)

**Can't make your snack date– let the 2nd VP know in advance.**

Richmond Wood Turners  
5451 Spotslee Circle  
Mechanicsville, VA 23111

Stamp  
Here

## FOR SALE, BUY, or TRADE

Ray Deyo offers a 10% discount on non-power tools and supplies on meeting nights at Woodcraft for members with current cards only. Another very good reason to join us every month!

### For Sale Scroll Saw

Delta 18" Variable Speed Model 40-650, stand with wheels and manual. \$175. Email Betsy [bcmack@comcast.net](mailto:bcmack@comcast.net)

**For Sale:** dust collector to the classified. JET DC 1900, 3 HP motor, has been in storage, have bags and hardware. Best reasonable offer. Minimum offer accepted is \$250. David Gray 804-869-3283



Barbara Dill married Shelly Klinger in the chapel of the National Cathedral.

Congratulations to both.

