




Richmond Woodturners' Newsletter



Next Meeting:

@Woodcraft, 9862 West Broad St (Rt. 250W& Gaskin), Glen Allen, on the third Thursday of every month , 6:30PM. Refreshments provided. Donations are welcome.

July 17

Editor: Betsy Mack

bcmack@comcast.net

July: Sharpening

August: Suspended Vessel

Sept: TBA

Oct: TBA

Challenge Schedule:

August: Dyeing & coloring a turning

Inside this Issue

Meeting Vibrations	2
Challenge & Show/Tell	3
Upcoming Shows	2
Visitors & New Members	4
Officers & Club Information	4
For Sale, Buy, or Trade	back

July 2014


www.richmondwoodturners.org

Platter making with double stick tape

Ray D gave an excellent demo on turning platters using *Turners tape*. It has a cloth backing and is stronger than paper backed brands and with pressure & time it bonds stronger still. For a strong bond, the surfaces must be flat, clean & fresh tape (no reusing). *Ray's Platters Rules:* a lip on the edge; bottom of the top has to have a flat spot; foot should be 1/3 diameter of platter.



When using tape the platters are about 2 inches thick X a max of 2ft diameter and use a 6" face plate. Still no adjustments are possible when using tape, mark the center of the blank & draw a circle on it with the faceplate first. Make a wooden template of the faceplate; it will be needed later. Cover the faceplate with tape & with a little pressure stick the blank on it. Bring up the tail stock for safety. Only a bowl gouge & a parting tool will be needed.



Turn the bottom first. True up the edge and make a small lip to hide the face plate. With a parting tool make a recess the size of the faceplate (use the template, it must fit tight). Bottom must be perfectly flat so the tape will hold all over. Sand around the recess with a small piece of wood with sandpaper attached to it. Don't sand the edges of the recess (makes it bigger). Finish the bottom with some shallow decorative lines. Remove the blank from the faceplate. Pull with the wood grain or it may break. **[Continued on page2]**



Shows Coming Out Of VA:

Shows Coming In VA:

Sept 13 & 14: Va Woodturners Symposium, Fishersville

Penturners: Several members bought & made Celtic Knot Pen Jigs with Rick. We put together the tops of 2 jigs (runners for the table saw must be fitted to your saw) and had plywood left over for the other 2 jigs. Next meeting is Sept. Bring your new Celtic Knot blanks. We will learn the tricks to drill them dead-center. Also we hope to have a Bangle making demo.




Safety First,

Breath Clean Air



[Demo]

Bottom recess to hide faceplate



Turn the top: With new tape on the faceplate, attach the blank. It should fit snug into the recess. Apply some pressure & bring up the tail stock for safety. The outside edge is convex (inside-concave). Work the outside edge before moving inside the platter to reduce chattering. Make steps into the center (catch reducer). Leave some thickness in the faceplate area. Sand the outside rim & keep pressure on the other side. With a sanding block, sand the bottom flat. Finish the platter tops with something that does not react to moisture. Tape leaves a gum residue which can be removed with mineral spirits. Ray **buffs** with carnauba wax & one wheel

The July Demo is about sharpening tools. There will be several sharpening stations set up. Bring your tools to be sharpened.

Meeting Vibrations

VA Symposium Sept 13-14 at Expoland, Fishersville. www.viriniawoodturners.com Well known demonstrators: Stuart Batty & Molly Winton.

Forestry Camp went well. All got a bowel and 7 members helped Ray D do a great job for an other year.

Ray M is fill up his kiln and room for more.

Meg Turner is getting together an order for Powermatic lift lock & roll system.

SHOW & TELL



Things: Tops, button box, bowl, candlesticks, lidded natural edge bowl, chair, saving brush, scroll-sawed basket

Wood: maple, holly, persimmon, urn, Norfolk Island pine, walnut, red maple, cedar, rosewood, firewood, mahogany, cherry, eucalyptus, maple burl

Officers for 2014

President:	Gerry Cambell	(804-932-5062)
	gerrygdc@verizon.net	
1 st Vice President:	Aage Rendalen	(804-261-9160)
2 nd Vice President:	Jeff Harrell	(804-972-3447)
Treasurer: /Bulk Orders	Matt Baker	(804-440-3581)
Secretary/Newsletter	Betsy Mack	(804-730-8324)
	bemack@comcast.net	
Resource:	Jerry Fisher	(540-895-5287)
Membership Manager:	Danny Luttrell	(804-271-4799)
Information Manager:	Rob Blader	(540-786-8747)
Past President Board Members:	Dick Hines	(804-966-5204)
	Lee Scarbrough	(804-712-6676)
	Mike Lane	(804-932-5149)
	Jim Bumpas	(804-526-2873)
	Dan Luttrell	(804-271-4799)
	David Sterling	(804-755-6087)

Visitors / New Members:

New Members: John Kilmer; Bill King; Ralph Lutz;

1st Time Visitors: Chris Price

Meeting Snack Roster

Clement	2	Ice -10lb bag & cooler
Sterling	3	Two 2-liter diet drinks
Rowe	4	Two 2-liter regular drinks
Luttrell	7	Two 2-liter non caffeine drinks
Wood	8	Sweet snacks(cookies, etc.)
Walke	9	Sweet snacks(cookies, etc.)
Alexander	11	Sweet snacks(cookies, etc.)
Howell	13	Salty snacks(P-nuts, etc)
Daniels	14	Salty snacks(P-nuts, etc)
Hines	15	Salty snacks(P-nuts, etc)

Dues: \$25 individual, \$35 family & \$15 student. Member applications are available upon request at meetings or via email.

Library: Contact the club librarian to borrow tapes and other publications related to woodturning for only \$2 per month. List is on the website. Lose it and you bought it.

Newsletter Entries: If you have tips, news, "For Sale" or a newsletter entry (250 words max and no embedded photos; send photos separately as attachments) please send it to the Editor for publication in a future newsletter. **Must be received by 7th of each month to make the most current newsletter.**

Website: www.richmondwoodturners.org Updated regularly and contains links to other VA clubs.

AAW Membership: Dues are \$53/year for printed, \$43/year for email. For this, you receive 6 issues of "The American Woodturner" a great resource directory (over 450 pages), a huge annual symposium, personal grant opportunities, third party liability protection, and much more. If you are the least bit serious about woodturning, you can't afford to miss out on all this.

Next Month Snack Roster Reminder

Bumpas	16	Ice -10lb bag & cooler
Ellis	17	Two 2-liter diet drinks
Scarbrough	18	Two 2-liter regular drinks
Lane	19	Two 2-liter non caffeine drinks
Mace	21	Sweet snacks(cookies, etc.)
Haywood	24	Sweet snacks(cookies, etc.)
DeLesDernier	25	Sweet snacks(cookies, etc.)
Biggers	26	Salty snacks(P-nuts, etc)
Baker	28	Salty snacks(P-nuts, etc)
Squire	29	Salty snacks(P-nuts, etc)

Richmond Wood Turners
5451 Spotslee Circle
Mechanicsville, VA 23111

Stamp
Here

FOR SALE, BUY, or TRADE

Woodcraft provides a 10% discount on non-power tools and turning supplies to current members on our meeting night.

Wood Drying Service: As some of you know, Ray now has a dehumidification kiln in operation. It is capable of drying 4000bf of lumber at a time. Within the next 30 days he hope to have a load of oak going in. Oak lumber will be dried at a very slow rate and will take about 30 days to complete. This should be a perfect environment for rough outs so if anyone is interested in having some of your roughed out bowls, hollow forms, blanks, or any other items piggyback with this load please let me know. I am not charging for this service but I will accept donations that will go towards the shipping costs for the OCC Christmas boxes (each box costs 7.00). Here are the particulars: Have items identified with name & number; You can seal them or not; They will not be monitored for moisture content but they should be ready for final turning (depending on thickness)

You are responsible for delivery and pickup. This can be coordinated with our monthly meeting. If you have any questions, feel free to contact me....(804)-814-5712 thanks, Ray

Betsy will have a big maple burl & a 1/2 holly log in her car. First come gets it!

Syd Farrar, in Blackstone who would like to **bulk sell all the wood he has**. He has about 1 1/2 pickup truck loads . Below is some information about the wood and Syd's e-mail address. If you have any interest, please e-mail Syd directly. Much of it is raw wood with ends sealed but do have some that I cut into workable blocks. Some is burl and some is spalted. I have maple, magnolia, dogwood, holly, pecan and more. It is probably close to over 1 and a half pickup loads. I want to sell it in bulk, do not know a fair price but would depend on the honesty of any woodturner to give a fair price for the lot if they are interested. farrar99@hotmail.com

For Sale: Oneway 1214 lathe in excellent condition for sale. The price is \$2050. It comes with a face plate, knock out bar, spur center, and other misc parts. Pick up would be in Williamsburg. It weighs 300 pounds and runs like a Swiss watch. I also have a Vega duplicator for a midi lathe for \$175 in great condition. I can be reached at markstrang@yahoo.com, by cell at 757-784-8197, or home at 757-645-3730. Thanks, Mark

Members with the *Powermatic lathe 3520, 3520A, 3520B, 4224B* and the *Jet 1642*. Craft Supplies has a **lift lock and roll lathe mobility system** that runs anywhere from 329.95 to 349.95. It can be seen on their web site. There is one on the demo lathe we use at the club. If we get an order for 3 or more, we get a 5% discount and they will ship to one location so we have shipping charge divided by the total number ordered. Interested? Contact Meg Turner at Turner10224@verizon.net