



*Dealing with Vibrations*



Jim demonstrated how he makes finish cuts to winged bowls so as to minimize vibration and to insure smooth cuts. These cuts are done after roughing out the interior starting at the center and working toward the finished outside. Interior finish cuts: Use a bowl gouge with a swept back grind (Ellsworth or similar) held with the flute at a 0 (zero) degree pitch. Hold the shaft horizontal to the floor - line up the left side of the bevel parallel with the outside of the form - introduce the gouge into the spinning form making the cut with 1/16" - 1/8" of the left bevel near the tip. This



is done by positioning your head over the bowl so that you are looking directly down onto the cutting edge and the outside of the bowl.

For more information please refer to [Ellsworth on Woodturning](#) : Fox Chapel Publishing 2008. Pp142-143.



String Steady can be used for longer, thin turnings (i.e.: tall finials, tall goblet stems)






Aage's home made bowl/  
spindle steady.



Barbara's home made steady rest  
(notice the number of stabilizing  
wheels)



Here is the professionally made steady rest that everybody would like to have. It is pricey, but about as good as it goes. The circle can be opened up, turning the encircling steady rest into a simple bowl steady. A steady rest for a bowl can be a great help because when you start hollowing a bowl, the rim begins to wobble. This makes it hazardous to attempt cleaning up tool marks on the rim at a later point and as with all vibration, it makes it harder to get a "perfect" surface.



Here is Barbara Dill introducing her counter-weight "chuck" used to offset vibrations caused by out-of-round blanks.

**S H O W** *a n d* **T E L L**



Ray Melton  
Silver maple burl



Rollie



Ray Deyo  
Figured Maple



Phil Duffy

**S H O W** *a n d* **T E L L**



Dick Hines



Robert Gundal



Betsy Mack  
String steady rest




Charles Horton  
Spalted Mango Carving

**S H O W** *a n d* **T E L L**



Jim Bumpas  
Natural edge bowl Salmon Gum



Doug Dombroski



Bonnie Cross  
Seam ripper



Ed Wood  
Brazilian Rosewood

**S H O W** *a n d* **T E L L**



Laszlo Szerenyi  
Walnut



Bill Jenkins



Jim Zorn  
Maple & Walnut Vase



Robert Adams

*S H O W a n d T E L L*



Robert Adams



Andy Hammer

*E d i t o r s p i c k*



Jim Zorn  
Maple & Walnut Vase

MAY'S DEMO IS GROUP TOP TURNING

You can bring your own tools (bowl/spindle gouge and parting tool) if you like




Last year we did just over 1500 tops.


For more information on OCC, visit <http://www.samaritanaspurse.org/what-we-do/operation-christmas-child>

Here is a step by step of how I turn tops.

1. I start by mounting a 2" sq blank and turn it round




2. Turn the bottom of the top to a point




3. Shape the top side of the top including the stem. (notice that the bottom of the next top in line starts taking form)



4. Add any texturing or coloring that you find attractive



5. The last step for me is lightly "fog" with metallic gold paint.



6. I use a skewgee to part it off



For a video click the following link <https://www.youtube.com/watch?v=UWpV9dBpbME>



## 2015 Turning Competition

### 2015 Competition Ribbon Winners

Congratulations to everyone who participated in this year's competition. Below are the club member ribbon winners. (#) indicates number of ribbons awarded; "\*" indicates Blue Ribbon winner.

Special compliments to Bill Jenkins for his Best in Show award!

John Alexander (1)*	John Kilmer (1)
Ron Bishop (1)	Dan Luttrell (2)*
Jim Bumpas (2)*	Ralph Lutz (2)*
Deane Cox (1)	Ray Melton (4)*
Doug Dill (1)	Chuck Mosser (1)
Philip Duffy (2)*	Bruce Robbins (2)*
David Gray (2)	Lee Scarbrough (1)
Robert Gundel (3)	Rollie Sheneman (1)
Jack Hayes (2)*	Bob Silkensen (1)*
Chuck Horton (2)	Cody Walker (2)*
Bill Jenkins (1)*, <b>BEST IN SHOW</b>	Jim Zorn (2)*

## Pictures and demonstrations



## *From our President*

From the President

Another annual turning competition is behind us and a deep hearted thanks to Lee Scarbrough and his committee for all their hard work and coordination. It was great seeing the tables full of what you can do with a lathe and piece of wood. The innovation and creativity were as good as the traditional and some of the embellishments completely changed what would otherwise have been routine. Admittedly, I walked away with a few "I want to try that" ideas and hope you did as well.

While we did not have any Youth entries, support from the West certainly increased this year. The Central Virginia Woodturners contributed six more pieces for a total of twenty entries. Everyone has the same objective wherever our club exists and Richmond Woodturners is appreciative for their support (even though they did remove several ribbons from the Richmond area). Sometimes the infusion of outside ideas and technique can enhance what we do locally.

Demos were well attended and, once again, several people camped in the demo room for the entire day. One attendee said to me, "I learned something today" which was the intent all along. The overall event must have been impressive to others- we picked up three new club members that day.

There was one disappointment, but it continues to improve each year. Only 36% of our members actually participated (a three point increase over 2014). I can certainly understand and appreciate the negative influence of time, but don't ever think you aren't good enough! Step back to your first months or year as a new turner. Remember how impressed people were at what you could accomplish on the lathe, even back then? Today you look back and see the improvements from time and practice. To the untrained eye, even the simplest of projects is impressive. It's a wonderment how it was done and a wish they could do the same. They don't see what you see; they only see the finished piece. Our competition is designed to promote the craft and the club. Let's see if we can increase the number of entry tables next year, even if it's with display only pieces.

Congratulations to all the winners and a "well done" to those who weren't.

Ray

2015 Symposium Registration is Now Open

Regular Registration  
May 23 to June 20, 2015

Members \$350  
Non-Members \$385  
Spouse/Partner \$185

- **Add Woodturning Celebration Dinner \$59 each\***: Saturday, June 27, 6:00 to 7:30 p.m. Ticketed event. (See details in column two.)
- **Cancellation Policy**: For cancellations through May 22, 2014, a \$75 processing fee will be deducted. After that date, the registration fee is non-refundable except for medical emergency.

**North Carolina  
Woodturning  
Symposium**

**Biennial Regional Symposium**

**November 6th - 8th, 2015  
Greensboro, NC**

More info at

<http://northcarolinawoodturning.com>



**Announcing the 2016 Virginia Woodturners Symposium  
November 5<sup>th</sup> & 6<sup>th</sup>, 2016  
EXPOland, Fishersville, Virginia.**

We know the Symposium is still 1 ½ years away, but we could not contain ourselves. Just wanted to give you a heads-up for this great turning event. You've spoken and we listened. We've changed our format to have more traditional demonstrations. For starters, we have Jimmy Clewes, Trent Bosch, Bob Rosand, Frank Penta, John Jordan, Lyle Jamieson, and Barry Gross signed up as demonstrators.

We expanded our space and spread out our demonstration locations to cut down on noise. Our basic skills section will include dedicated demonstrations and more hands-on opportunities. And we've set aside more room for more vendors.

Mark your calendars to reserve the dates of **November 5<sup>th</sup> & 6<sup>th</sup>, 2016** to attend the Virginia Woodturners Symposium at EXPOland in Fishersville, Virginia. We will updating our website with 2016 information over the next few months, so check us out at <http://www.virginiawoodturners.com>

"Your Virginia symposium committee"

Calendar for Richmond Woodturners

**January meeting**  
1/15/2015  
**February meeting**  
2/19/2015  
**March meeting**  
3/19/2015  
**April meeting**  
4/16/2015  
**May meeting**  
5/21/2015  
**June meeting**  
6/18/2015

**July meeting**  
7/16/2015  
**August meeting**  
8/20/2015  
**September meeting**  
9/17/2015  
**October meeting**  
10/15/2015  
**November meeting**  
11/19/2015  
**December meeting**  
12/17/2015

Visitors/New Members

**1st Time Visitors**

**New Member**

Dick Webb  
John Herris  
Katie Walker  
Ben Green

**Board Meeting Highlights: May 5, 2015**

- Agreement to revitalize the Mentor Program with a summer end objective to complete.
- A review of our equipment and discussion of future needs.
- The decision to retain and reinforce the library with DVDs and books only.
  - A voluntary recall of items previously removed will be initiated
- Decision to hold off purchasing tools from Jim Biggers' donation until the Mentor Program is finalized. These will become part of the Program and library.
- Agreement to enhance safety at meetings and construct a safety shield for future demos.
- Decision to eliminate the retention of name tags with a request they be kept by individual members and worn at meetings.
- Desire to increase membership involvement in club activities.
- Decision to continue the Turning Competition in 2016
- Show & Tell photos will be added to the web site gallery with more discussion to follow.

## Free, For Sale or Trade

### Holly Lumber for Sale

\*I felled 2 trees that a friend wanted down. In an effort to keep it as white as possible, I felled the trees in the morning and after sawing them I had them in the kiln by early afternoon. I was a little disappointed that they still had some staining (as a result of being cut too late in the season). The staining is not bad but on a "how white is it" scale of 1-10 it is about a 6. The grain is very tight and takes stain very well

I will be dressing some for sale in hopes of recovering my out of pocket expense.

3x4 x 3/4 x 6" (10 pack) 10.00  
1 1/2 x 1 1/2 x 12" 5.00 each



Please let me know if you are interested in any Holly  
[Raym@htrsi.com](mailto:Raym@htrsi.com) 804-814-5712

## For Sale

Eastwood MIG Welder 135 Amp for sale for \$200 (a saving of about \$100). It has never been used.

Google it and you will see what it looks like.

Contact Aage Rendalen 261-9160

Richmond PenTurners

On May 1-2 Richmond Penturners and Woodcraft hosted the third annual Mid Atlantic Penturners Gathering (MAPG). We had 6 demos and presentations headlined by Kurt Hertzog (AAW President) and well know teacher, author and demonstrator Barry Gross. While demonstrations and presentations were active in one classroom, pen specific vendors, an instant gallery of pens and contests occupied the other. Pizza lunch was donated by IAP (International Association of Penturners Internet Forum). Over 50 door prizes valued at several thousands of dollars were donated from various pen part suppliers and given out by random drawings. Visit [midatlanticpen.com](http://midatlanticpen.com) for more info and pictures.



Kurt lectures on making your pens unique Friday evening



Barry Gross demonstrating casting objects on pen tubes



## Best in Show Contest Winner

## Richmond PenTurners

On Thursday May 14, the Richmond PenTurners Club held their regular meeting. Bill Walters demonstrated making wood slimline pens suitable for painting and decorating. These make great gift items or for craft sales. Bill calls them "Tourist Pens". His girlfriend teaches art classes at a resort where students take the unfinished pen and convert it into keepsake.



Bottom pen is unpainted poplar – top two are painted with acrylic paints and coated with ModgePodge



Blanks ready for turning, glue, tubes and painting supplies



Rick Crook then helped us evaluate Doctors Woodshop Pens Plus Finish. Sample size bottles were filled from a larger bottle for those wanted to give it a try. This appears to be a great and easy finish for pens giving high durability and gloss without the fumes associated with CA.

Richmond PenTurners meet at Woodcraft on the second Thursday of odd numbered months (6X a year). Meetings start at 6:30 until finished and usually include showing off pens and a demo or two. It is a very informal group with no dues or officers. All are welcome.

**Financial Report**

**Balance** 6,884.79

**RICHMOND  
WOODTURNERS  
QUARTERLY  
CHALLENGE**

The Challenge will now be regularly scheduled for the third month of each quarter (March, June, September, and December) with the subject announced at the beginning of each quarter and included in the newsletter. Entries will be placed on a table separate from the Show-n-Tell. Members attending the meeting that evening will select the Challenge winner by popular vote. Voting will be accomplished by placing a token (provided on the table) in the cup (also provided) for the entry of your choice. The winner will have the opportunity to speak about the piece, how it was made, type of wood, any special processes or finishes used, etc. It's a change to have a little fun and get everyone involved one way or another.

**\*Remember Junes challenge is to turn a piece of jewelry\***

**May Snacks & Drinks**

(Don Roe)	Ice 10 lb bag with cooler
(Don Hayes)	Two 2-Liter Diet drinks
(Don Alexander)	Two 2-liter Regular drinks
(Don Hart)	Two 2-liter non Caffeine drinks
(Doug Dompkowski)	Sweet Snacks (Cookies, etc)
(Doug Murray)	Sweet Snacks (Cookies, etc)
(Doug Dill)	Sweet Snacks (Cookies, etc)
(Doug Miller)	Salty Snacks (P-Nuts, etc)
(Ed Wood)	Salty Snacks (P-Nuts, etc)
(Galen Rice)	Salty Snacks (P-Nuts, etc)

\*You can switch with someone if you are unable to bring those items for the month assigned.

**June Snacks & Drinks**

(Gerry Campbell)	Ice 10 lb bag with cooler
(Guy Cox)	Two 2-Liter Diet drinks
(Herb Walke)	Two 2-liter Regular drinks
(Jerry Fisher)	Two 2-liter non Caffeine drinks
(Jerry Harvey)	Sweet Snacks (Cookies, etc)
(Jim Bumpas)	Sweet Snacks (Cookies, etc)
(Jim Ellis)	Sweet Snacks (Cookies, etc)
(Jim Marstall)	Salty Snacks (P-Nuts, etc)
(Jim O'Hanlon)	Salty Snacks (P-Nuts, etc)
(Jim Percell)	Salty Snacks (P-Nuts, etc)



## 2015 Elected Board

President:	Ray Deyo
1st Vice President:	Aage Rendalen
2nd Vice President:	Joann Fisher
Treasurer:	Jim Bumpas
Secretary	Phil Duffy
Newsletter	Ray Melton
Resource:	Jerry Fisher
Membership Manager:	Danny Luttrell
Information Manager:	
Past President Board Members:	
Dick Hines	
Lee Scarbrough	
Mike Lane	
Jim Bumpas	
Dan Luttrell	
David Sterling	
Gerry Cambell	

## Show and Tell

I hope you are enjoying the new format for the show and tell. When filling out your "ticket" please include your name, type of wood, and any description you would like. Also if you have small items such as ornaments or pens, feel free to bring a stand with you so that they will photograph better

## For sale or trade

If you have any items to list here, please email me at [raym@htrsi.com](mailto:raym@htrsi.com). You can include pictures if you like. They will run 1 month unless notified to "re-run"

## Committee Chairpersons

Barbara Dill                      Chairperson of the AV committee.  
(That committee is responsible for the camera changes in process.)

Lee Scarbrough                      Chairperson for the Turning  
Competition committee

## Upcoming Demonstrations

May: Turning tops on all available lathes, teams maybe even competing.

June: Bill Rynone, a Ph.D. who taught engineering at the Naval Academy at Annapolis will talk about design, especially in the context of architectural turnings, such as balusters. He loves to fly his own airplane and will give his presentation free of charge.

July: We are tentatively thinking about a demo on making bracelets and pendants.

**RICHMOND  
WOODTURNERS  
INFO**

**Dues:** \$25 individual, \$35 family & \$15 student. Member applications are available upon request at meetings or via email.

**Library:** Contact the club librarian to borrow tapes and other publications related to woodturning for only \$2 per month. List is on the website. Lose it and you bought it.

**Website:**

[www.richmondwoodturners.org](http://www.richmondwoodturners.org)

Updated regularly and contains links to other VA clubs.

**AAW Membership:** Dues are \$53/year for printed, \$43/year for email. For this, you receive 6 issues of "The American Woodturner" a great resource directory (over 450 pages), a huge annual symposium, personal grant opportunities, third party liability protection, and much more. If you are the least bit serious about woodturning, you can't afford to miss out on all this.

**OPERATION  
CHRISTMAS CHILD  
SPINNING TOPS**

For those of you that didn't hear, we turned 1519 tops for the shoeboxes. We have a goal of 2000 for 2015 so lets get started!!!

Here is a link to a video to show just how easy they are to make if interested....

<http://youtu.be/UWpV9dBpbME>