



ANOTHER YEAR AT HOLIDAY LAKE FORESTRY CAMP

On Tuesday, June 16, nine club members spent the day at the Holiday Lake Forestry Camp teaching fourteen young people how to turn bowls. While half of the campers were turning, the



other half were entertained with a turning demonstration for the hour. As usual, counselors were just at interested, asked many questions and one even had a chance to turn a bowl for himself. This is the sixth consecutive year our club has participated in the Forestry Camp program and we look forward to continuing the event in the future. Participants were: Deane Cox, Ray Deyo, Jerry Fisher, Bob Gundel, Ralph Lutz, Ned Robertson, Aage Rendalen, Lee Scarbrough and Roland Sheneman.

S H O W *a n d* **T E L L**



S H O W *a n d* **T E L L**



S H O W *a n d* **T E L L**



From our President

When was the last time you assessed your turning skill; what you make and how you go about it? Have you ever walked up to the lathe wanting to turn but wished you could turn something different? Admittedly, I experience this occasionally and decided to do something about it. While attending the 2015 AAW Symposium last month, I set the objective to expand my skill into a new area (for me) in hopes of being able to create a different piece sometime in the future.

After studying the list of demonstrations available, I decided on carving. It's an embellishment that can be applied to any turning. It can be a brief accent or completely change the shape. Any wood can be carved with the right tools and it lends itself to considerable experimentation. In time, and a fair bit of practice, a new door will have opened.

I attended three demonstrations by Avelino Samuel from the Virgin Islands (that's a collective four and a half hours with one demonstrator). Throughout the sessions many questions were asked, photos taken, tips written down and diagrams drawn showing what not to do. Afterward, I went back to the instant gallery and took pictures of his finished pieces for future reference. And, during the trip home, the decision was made to give it a year of practice, to ruin a few pieces, punch through unintentionally, see how far I can go with a dull tool and (probably) heal from a cut or two. In the end, I will have ventured into another area of turning.

Before the Symposium, a fellow club member approached me about learning to turn hollow forms but wasn't sure how to go about it. He wants to change direction, strengthen his skill and produce something different, too. Then I thought about how popular the tops turning event was a few months ago. While the objective was to create tops, it was surprising how many of us just wanted to learn how to do it and the favorable comments about the session afterward. We seem to have a thirst as a group. If this is true, then I call upon each of you to let us (the Board) know what you want to learn, what demos we can arrange, what private sessions can be organized, etc. Demos don't have to be self contained, they can become a series, too. It sure would be nice to see more of us participating in Show and Tell each month.

Finally, thanks to Aage Rendalen for chairing the meeting last month and, in advance, to Jim Bumpas for taking the lead this month. Some plans were made before elections last November causing me to miss a couple meetings. My apologies to all.

And a special thought is sent to Aage who is attending his father's funeral this month in Norway. I am sure everyone joins me in expressing heart-felt sympathies for his loss.




RAY D.

R I C H M O N D W O O D T U R N E R S

Richmond PenTurners News

Richmond Penturner's meeting on July 9 was all about pen stands. Each member was challenged to bring in at least one and share with the group. Rick Crook also gave a talk on pen stand design and Bruce Robbins demoed a bending jig for the last pictured stand. Pictures say it all.

Penturners meet on the second Thursday of odd months at 6:30 until we're done in the Woodcraft classroom. Next meeting will be September 10. Topic – all about polymer clay and pens



Jig for bending wood after soaking in hot water

North Carolina Woodturning Symposium

Biennial Regional Symposium

November 6th - 8th, 2015
Greensboro, NC

More info at

<http://northcarolinawoodturning.com>

November 2016

Virginia Symposium Update

The Virginia Woodturning Symposium Committee has arranged for several well known professionals to participate as demonstrators at next year's symposium. They include Jimmy Clewes, Trent Bosch, Bob Rosand, Frank Penta, John Jordan, Lyle Jamieson, and Barry Gross. Stay tuned for more updates as they develop.

September Challenge

(Miniature)

Turn something less than 2"

Something like this



Not this



January meeting

1/15/2015

February meeting

2/19/2015

March meeting

3/19/2015

April meeting

4/16/2015

May meeting

5/21/2015

June meeting

6/18/2015

July meeting

7/16/2015

August meeting

8/20/2015

September meeting

9/17/2015

October meeting

10/15/2015

November meeting

11/19/2015

December meeting

12/17/2015



Congratulations to Barbara Dill for her participation as a demonstrator at the 2015 AAW Symposium

Visitors/New Members

First time visitors
David Ratliff

Invite a friend or youth to a meeting.

Name Badges

Lee Scarborough will be taking orders for the wooden name badges (\$3.00 ea). Please contact him @ [804-712-6676](tel:804-712-6676) for ordering.

Free, For Sale or Trade

Holly Lumber for Sale

Please let me know if you are interested in any Holly
Raym@htrsi.com 804-814-5712

Financial Report

Balance 6,809.79

**RICHMOND
WOODTURNERS
QUARTERLY
CHALLENGE**

The Challenge will now be regularly scheduled for the third month of each quarter (March, June, September, and December) with the subject announced at the beginning of each quarter and included in the newsletter. Entries will be placed on a table separate from the Show-n-Tell. Members attending the meeting that evening will select the Challenge winner by popular vote. Voting will be accomplished by placing a token (provided on the table) in the cup (also provided) for the entry of your choice. The winner will have the opportunity to speak about the piece, how it was made, type of wood, any special processes or finishes used, etc. It's a change to have a little fun and get everyone involved one way or another.

Remember September's challenge is to turn a miniature piece (less than 2")

July Snacks & Drinks

(Jim Severson)	Ice 10 lb bag with cooler
(Jim Walker)	Two 2-Liter Diet drinks
(Jim Zorn)	Two 2-liter Regular drinks
(Joanne Fisher)	Two 2-liter non Caffeine drinks
(John Adams)	Sweet Snacks (Cookies, etc)
(John Harris)	Sweet Snacks (Cookies, etc)
(John Kilmer)	Sweet Snacks (Cookies, etc)
(John McCarthy)	Salty Snacks (P-Nuts, etc)
(John Anderson)	Salty Snacks (P-Nuts, etc)
(Katherine Harris)	Salty Snacks (P-Nuts, etc)

*You can switch with someone if you are unable to bring those items for the month assigned.

August Snacks & Drinks

(Katherine Harris)	Ice 10 lb bag with cooler
(Katie Walker)	Two 2-Liter Diet drinks
(Laszlo Szerenyl)	Two 2-liter Regular drinks
(Laurence Pylinski)	Two 2-liter non Caffeine drinks
(Lee Scarbough)	Sweet Snacks (Cookies, etc)
(Mac Derry)	Sweet Snacks (Cookies, etc)
(Margaret Turner)	Sweet Snacks (Cookies, etc)
(Martin Fegely)	Salty Snacks (P-Nuts, etc)
(Mary Shall)	Salty Snacks (P-Nuts, etc)
(Matt Baker)	Salty Snacks (P-Nuts, etc)

2015 Elected Board

President:	Ray Deyo
1st Vice President:	Aage Rendalen
2nd Vice President:	Joann Fisher
Treasurer:	Jim Bumpas
Secretary	Phil Duffy
Newsletter	Ray Melton
Resource:	Jerry Fisher
Membership Manager:	Danny Luttrell
Information Manager:	
Past President Board Members:	
Dick Hines	
Lee Scarbrough	
Mike Lane	
Jim Bumpas	
Dan Luttrell	
David Sterling	
Gerry Cambell	

Show and Tell

I hope you are enjoying the new format for the show and tell. When filling out your “ticket” please include your name, type of wood, and any description you would like. Also if you have small items such as ornaments or pens, feel free to bring a stand with you so that they will photograph better

For sale or trade

If you have any items to list here, please email me at raym@htrsi.com. You can include pictures if you like. They will run 1 month unless notified to “re-run”

Committee Chairpersons

Barbara Dill Chairperson of the AV committee.
(That committee is responsible for the camera changes in process.)

Lee Scarbrough Chairperson for the Turning
Competition committee

Upcoming Demonstrations

July: Bill Jenkins. Spindle turning and how to layout a small stool

**RICHMOND
WOODTURNERS
INFO**

Dues: \$25 individual, \$35 family & \$15 student. Member applications are available upon request at meetings or via email.

Library: Contact the club librarian to borrow tapes and other publications related to woodturning for only \$2 per month. List is on the website. Lose it and you bought it.

Website:

www.richmondwoodturners.org

Updated regularly and contains links to other VA clubs.

AAW Membership: Dues are \$53/year for printed, \$43/year for email. For this, you receive 6 issues of "The American Woodturner" a great resource directory (over 450 pages), a huge annual symposium, personal grant opportunities, third party liability protection, and much more. If you are the least bit serious about woodturning, you can't afford to miss out on all this.

**OPERATION
CHRISTMAS CHILD
SPINNING TOPS**

For those of you that didn't hear, we turned 1519 tops for the shoeboxes. We have a goal of 2000 for 2015 so lets get started!!!

Here is a link to a video to show just how easy they are to make if interested....

<http://youtu.be/UWpV9dBpbME>