



NEWSLETTER

AAW

AMERICAN ASSOCIATION
OF WOODTURNERS



HOLLOW FORMS WITH DICK HINES



Dick Hines demo last month was an exquisite small box as shown in the photo. These little boxes are his strong suit because the proportions of the dimensions are so perfect. He uses the finest wood available, many times they are Australian exotics . But ,the work of creating the metal top often exceeds the efforts of turning the wood. The remaining photos show the careful use of hollowing tools to achieve the very thin walls of the vessels and the process of creating the insert out of Blackwood for the cover to mate with for a perfect fit.

You too can achieve these results, all it takes is lots of Practice and the very careful use of very sharp tools!





J u n e ' s C h a l l e n g e



F o r e s t r y C a m p



Eight of our members went to the Department of Forestry summer camp again this year to help a group of young people learn how to turn bowls. They took six lathes, tools and blanks and gave each camper a one hour hands-on experience. Campers learned about the lathe, how to control the bowl gouge and each walked away with a bowl and lasting memory. Similar to previous years, even a camp advisor asked to turn a bowl. No one threw the blank off the lathe or turned through the bottom and the weather was great! Our club has been doing this for the past eight years and, while the evens consumes the day, there are many advantages including seeing the wonderment on the camper's faces, the great camaraderie among club members



and fine dining for lunch at Duck Corner gas station/luncheonette (the only place to eat within miles). Member participants this year included:

- Rob Blader
- Bill Buchanan
- Deane Cox
- Bob Gundel
- Terry & Ann Moore
- Ned Roberson
- Lee Scarbrough
- Rollie Sheneman
- Wally Ubik
- Ray Deyo



S h o w a n d T e l l



Phil Duffy
Cherry



Bill King
Cherry
Forestry Project



Phil Duffy
Cherry Winged Bowl



Bill King
Sycamore
Forestry Project

S h o w a n d T e l l



Roland Sheneman
Osage Oragne



Bill King
Mulberry
Forestry Project



Chuck Mosser
Dogwood
Forestry Project



Chuck Mosser
River Birch, Big Leaf Maple
Glass Finial

S h o w a n d T e l l



Bill King
Birch
Forestry Project



Deane Cox
Dieters Plate



Bill King
Poplar, Rust Paint



Royal Wood
Maple

S h o w a n d T e l l



Dick Hines
Big Leaf Maple Burl



Zack Adams
Bowl, Mini Birdhouse, Baby Rattle
Walnut, Oak and CHerry



Stan VanDruff
Baseball Bat
Russian Bat Wood



David Gray
Acrylic

S h o w a n d T e l l



Gordon Kendrick
Mortar & Pestle
Cherry & Dogwood



Dan Luttrell
Hollowsphere (Green)
Cherry Burl

E d i t o r s C h o i c e



David Gray

From Our President

With election of officers just a few months away, perhaps we should each think about what we want out of our club and where we would like to see it go. Each of us has our own reason for being a member; maybe its skill development, idea gathering, conversation or camaraderie. Whatever the reason, we are members. For any organization to be successful, however, membership needs to be a two way street. If we gain skill, so should we share it. If we see the accomplishments of others, so should we show them ours.

Contrary to what some may believe, being a committee or Board member is not a compromise to life style, a total consumption of free time or being in the spot light for critique and criticism. Nor is it a thankless job. Typically, the majority of members in any organization prefer to be just a member, which is fine. But for those who become more involved it's an opportunity to help strengthen, move forward or maintain the current quality of the group. We are members because we like the organization and participation keeps it that way.

Nor is involvement taking on full responsibility. Committees and Boards are groups of people collectively discussing and making decisions. They throw ideas around and occasionally throw them out. It's a chance to look at the entire picture without influence from opinion or emotion, and when a decision is made, it's made by the group with the majority in support of your position. As for the time, the last Board meeting took a mere 70 minutes.

My message here is simple – we get out of an organization what we put into it. With that in mind, I invite you to assess what your involvement in the Richmond Woodturners should be. Do you want to be active or passive? Do you want involvement in development and initiatives, are take what you get?

There is also another direction we can take our involvement. Through attending meetings, participating in events and interaction with others, we begin to identify those who stand out as qualifying candidates for a position within the organization. As an involved member, it's our obligation to help them see their value and to invite them to participate more. How many of them are interested in participating yet politely waiting for an invitation? Are you such a person?

Let's all work together to keep Richmond Woodturners moving forward and make sure future Boards and committees are filled with people like you. Don't hesitate to raise your hand or help others to raise theirs.

Be safe and happy turning

Ray

From Our Pen-turning Friends

Richmond Penturners – July

This month's meeting featured a presentation and demonstration of a low cost, low power laser for engraving pens and other small objects. The laser engraver complete with software is typically on sale from Gearbest.com from \$79 – \$95. Thanks to the computer geeks who helped make this run smoothly.



This engraver will engrave wood, paper, leather and some plastics and is particularly suited for putting names and small graphics on wooden pen barrels. Engraving area is limited to about 1.5" x 1.5". For added contrast, the engraved area can be colored using products such as Pro Color Fill, Rub-n-Buff, or Paint stick.



Note: Richmond Penturners meet at Woodcraft on the second Thursday of odd months. Meetings start at 6:30

Next meeting September 8, will be a demonstration of how to make pen blanks with abalone and mother of pearl strips.

Come to the 2016 Virginia Woodturning Symposium!

We know you will find this year's Symposium to be an exciting alternative to Symposiums of previous years. We've updated our format from a hands-on format using local demonstrators to one that features an exciting array of international, national, and regionally known demonstrators - Jimmy Clewes, Trent Bosch, Bob Rosand, Frank Penta, John Jordan, Lyle Jamieson, JoHannes Michelsen and Barry Gross. Additionally, we have expanded the Symposium from one hall with 21,600 sq. ft. to two connected halls having a total of 33,600 sq. ft. This will allow more room and reduced noise.

Plan on spending some time in the New expanded Skills Section. Our volunteers (and maybe even one or two of the demonstrators) will be happy to assist you with that technique that will hopefully improve your woodturning experience. You will be given one-on-one assistance on techniques and methods of your choice.

Make sure you visit the Vendors located in both halls. Many have special prices just for the Symposium and you can pick up that perfect tool and/or supplies you have been wanting and not have to pay shipping! A great savings that will help you get more for your money.

A Message from Trent Bosch:

Trent Bosch is one of the **SIX** featured demonstrators at the 2016 Virginia Symposium being held Nov. 5th & 6th, 2016 in Fishersville, VA. Trent has assisted David Ellsworth at Arrowmont, birthed and breathed life into his own prospering company, (the Rescued Wood Bowl Company), and developed, organized and taught a woodworking program for men in the *early* stages of Alzheimer's disease (the Eagles Club Respite Program). He has been a demonstrator at many AAW Symposiums over the years.

Trent's philosophy is as an artist, to express my feelings about nature, my family and natural processes. I work in series or bodies of work, which allows me to explore these issues in depth. Throughout the creative process I am continually reminded that I have not and will not ever be content. I will continue to create and strive for that body of work that has yet to be conceived."

July meeting

7/21/2016

August meeting

8/18/2016

September meeting

9/15/2016

October meeting

10/20/2016

November meeting

11/17/2016

December meeting

12/15/2016

January meeting

1/19/2017

Febuary meeting

2/16/2016

March meeting

3/16/2016

April meeting

4/18/2017

May meeting

5/18/2017

June meeting

6/15/2017

005

The 2016 Whiskey and Wood Artisan Festival

*Friday & Saturday, October 21-22, 2016
This event will take place on Friday, October 21st
with a preview reception starting at 5:00 pm
and opening to the public at 6:00 pm*

Saturday, 10 am -5 pm

*A. Smith Bowman Distillery
One Bowman Drive At Deep Run
Fredericksburg, VA 22408*


Hosted by



A. Smith Bowman
DISTILLERY

Presented by

FREDERICKSBURG
AREA



Admission is Free for this exciting event!
**Meet the makers, hear the stories behind their creations,
add their works to your collections.**

Wood, Glass, Metal, Textiles
Furniture Home Decor Jewelry

Find us on FaceBook

Richmond Woodturners on display at RVA Makerfest

SAVE THE DATE
FOR
SATURDAY, SEPTEMBER 24TH 2016



10 A.M. to 5 P.M.
AT THE
Science Museum of Virginia

[Home](#) [About](#) [Last Year](#) [Contact Us](#)



Richmond Woodturners has been accepted to display and teach at this year's RVA Makerfest. The event is being held on Saturday September 24, 2016 from 10am to 5pm at the Richmond Science Museum. A team from the club has been put together to lead this event. Members include Bill King, Dan Lutrell, Rob Blader, Jim Zorn, Ray Deyo, Meg Turner, Megan Shogren and Bruce Robbins. We plan to have 2 lathes set up for demonstrations and 2 tables filled with turned items from club members along with turning tools and accessories. The team is designing the display, recruiting demonstrators and booth attendees as well as designing some handouts to replace our tri-fold brochure. This should be another opportunity to show off our work and recruit new members. The event is free and open to all. Mark your calendars and join us.



Wait....Whaaat? Mike Sorge is scheduled for our August demo. You can visit his website by clicking

<http://www.mikesorge.com/>

September Challenge

The challenge this quarter is Multi-axis turning. Stay tuned for more information of guidelines



everybody!

Financial Report

Balance 8,006.57

**RICHMOND
WOODTURNERS
QUARTERLY
CHALLENGE**

The Challenge will now be regularly scheduled for the third month of each quarter (March, June, September, and December) with the subject announced at the beginning of each quarter and included in the newsletter. Entries will be placed on a table separate from the Show-n-Tell.

July Snacks & Drinks

Mac Derry	Ice 10 lb bag with cooler
Margaret Turner	Two 2-liter diet drinks
Mark Strang	Two 2-liter regular drinks
Mark wright	Two 2-liter non caffeine drinks
Marlin Finley	Sweet snacks (cookies, etc)
Matt Baker	Sweet snacks (cookies, etc)
Megan Shonen	Sweet snacks (cookies, etc)
Mike Holmes	Salty snacks (p-nuts, etc)
Ned Robertson	Salty snacks (p-nuts, etc)
Mike Squire	Salty snacks (p-nuts, etc)

August Snacks & Drinks

Philip Duffy	Ice 10 lb bag with cooler
Ralph Lutz	Two 2-liter diet drinks
Ray Deyo	Two 2-liter regular drinks
Ray Melton	Two 2-liter non caffeine drinks
Richard Crook	Sweet snacks (cookies, etc)
Rob Blades	Sweet snacks (cookies, etc)
Robert Gundel	Sweet snacks (cookies, etc)
Robert Marches	Salty snacks (p-nuts, etc)
Rollin Shankman	Salty snacks (p-nuts, etc)
Ron Bishop	Salty snacks (p-nuts, etc)

You can switch with someone if you are unable to bring those items for the month assigned.

2016 Elected Board

President:	<u>Ray Deyo</u>
1st Vice President:	<u>Matt Baker</u>
2nd Vice President:	<u>Joanne Fisher</u>
Treasurer:	<u>Jim Bumpas</u>
Secretary	<u>Phil Duffy</u>
Newsletter	<u>Ray Melton</u>
Resource Manger:	<u>Jerry Fisher</u>
Membership Manager:	<u>Danny Luttrell</u>
Information Manager:	<u>Stan VanDruff</u>
Past President Board Members:	
Dick Hines	
Lee Scarbrough	
Mike Lane	
Jim Bumpas	
Dan Luttrell	
David Sterling	
Gerry Cambell	

Show and Tell

When filling out your “ticket” please include your name, type of wood, and any description you would like. Also if you have small items such as ornaments or pens, feel free to bring a stand with you so that they will photograph better.

For sale or trade

If you have any items to list here, please email me at forsale@richmondwoodturners.org.

Please remember that each item needs a description, price, city, seller's name and contact info (phone/email).

You can include pictures if you like. They will run 1 month unless notified to “re-run”.

Committee Chairpersons

Barbara Dill	Chairperson of the AV committee. (That committee is responsible for the camera changes in process.)
Jim O’Hanlon	Chairperson for the Turning Competition committee
Lee Scarbrough	Chairperson of nominations

Upcoming Demonstrations

Demo schedule for 2016

July 21th	Cliff Guard	Turning finials
August 18th	Mike Sorge	Diamond bowl and/or trillium pagoda lidded box
Sept. 15th	TBA	
Oct. 20th	TBA	
Nov. 17th	Barbara Dill	Multi Axis Turning

Visitors/New Members

1st Time Visitors

Venkat Mudumba

New Members

Steve Stover

**RICHMOND
WOODTURNERS
INFO**

Dues: \$25 individual, \$35 family & \$15 student. Member applications are available upon request at meetings or via email.

Library: Contact the club librarian to borrow tapes and other publications related to woodturning. The list is on the website. Lose it and you bought it.

Website:

www.richmondwoodturners.org

Updated regularly and contains links to other VA clubs.

AAW Membership: Dues are \$53/year for printed, \$43/year for email. For this, you receive 6 issues of "The American Woodturner" a great resource directory (over 450 pages), a huge annual symposium, personal grant opportunities, third party liability protection, and much more. If you are the least bit serious about woodturning, you can't afford to miss out on all this.

**OPERATION
CHRISTMAS CHILD
SPINNING TOPS**

Thanks to all who turned tops. For 2015 we turned in 1,330 Lets get started for next years total.

Here is a link to a video to show just how easy they are to make if interested....

<http://youtu.be/UWpV9dBpbME>