



## CLIFF GUARD TURNING FINIALS



Our club was the beneficiary of an excellent demo on Finials, from our guest from the Norfolk Club. Cliff Guard was his name and finials his game!! Not only is he good at his craft he is also an excellent demo guy with a great sense of humor. Furthermore, he makes no bones about putting people in their place, including some famous finial forks.

The key to Cliff's finials and his demos are these factors;

- dry wood
- straight grain - -no knots
- sharp tools -really sharp, or Scary sharp
- great lighting - -nothing beats sunlight
- concentration- - of the brain that is!
- Above all else, a plan, a drawing, a concept of what you are

attempting, and

- **PROPORTIONALITY**- - the finial must look proper when mounted on the piece.

What all that means is that you can not “wing it” and end up with a piece of work that is going to fit the piece you are working on and it is NOT going to look right.

A whole bunch of woods need to be avoided, including those hardwoods with knots, green wood, and soft or fuzzy woods. Straight grained, very dry woods, and sharp tools are essential.



Some pieces, as Cliff,”drop over sometime” pointed out are of the wrong size base and yet are excellent for the fine end of the finial. What Cliff advocates is a glue-up of the base to have something that allows the work piece to be chucked up properly and which can be disposed of at the end. There are a number of glues we all know that will do the job, including; white and yellow glues, Epoxy, CA and Gorilla. Proper drying times must be observed.

As you will see in the photos there are a number of situations where Cliff uses his off-hand to steady the wood on the lathe which decreases the vibration. Also, it may lead to you guiding the skew/other tool, or at the least, providing a stopping point.

**Practice makes perfect finials!!** Truer words were never spoken.

Phil Duffy





*S h o w a n d T e l l*



*S h o w   a n d   T e l l*



*S h o w a n d T e l l*



*S h o w   a n d   T e l l*



*E d i t o r s C h o i c e*



Piggy Bank



*F r o m O u r P r e s i d e n t*

We had the good fortune to spend half of the last month in Alaska, our 49<sup>th</sup> state. From cruising up the coast to taking trains and buses into the interior, we saw landscapes and wild life you only read about or see in a documentary. As one who works with wood, I couldn't help but notice the reduction in tree species as we traveled further north. When finally reaching Fairbanks, their forests were mostly limited to birches, spruce and pine. When in Denali National Park we even went above the tree line where there weren't any trees at all.

It made me think about our local wood availability. They don't have the walnut, cherry, ash, or the oaks. Nor do they have apple, peach, pear (two kinds) or all the others. Then I reflected on the Forest Project and the variety of turning opportunity we have had because of it. Could I have been taking what we have available for granted?

On the last day of our trip (that's 14 days without ever seeing nighttime even when retiring at 11:30pm and rising at 4:30 the next morning) we intentionally took the day to walk Fairbanks. That sounds tiring until you consider the entire state of Alaska has less population than the greater Richmond Area (eat your heart out Sara). And as to be expected we stopped in many gift shops.

The objective was to return with a special memento, maybe a carved whale bone, walrus tusk or mammoth tooth. After sticker shock subsided, I found a small but simple wooden mask with a much higher price tag. According to the consignment shop owner, apparently Eskimos value wood much higher because of its limited availability. Again, do I take our local woods for granted?

Shortly after returning home, I went to the shop and fired up the lathe as usual but stopped for a minute just to look at the piece being turned. I had been taking what we have for granted and typically would get more excited over wood from other regions rather than our own. Overall it was a great trip, one I recommend to everyone. But in the end, I became a better turner though greater appreciation of what we have available. No longer is it just a piece of cherry or walnut. Now it's a beautiful piece of cherry or walnut.

Be safe and happy turning.

Ray

**Come to the 2016 Virginia Woodturning Symposium!**

We know you will find this year's Symposium to be an exciting alternative to Symposiums of previous years. We've updated our format from a hands-on format using local demonstrators to one that features an exciting array of international, national, and regionally known demonstrators - Jimmy Clewes, Trent Bosch, Bob Rosand, Frank Penta, John Jordan, Lyle Jamieson, JoHannes Michelsen and Barry Gross. Additionally, we have expanded the Symposium from one hall with 21,600 sq. ft. to two connected halls having a total of 33,600 sq. ft. This will allow more room and reduced noise.

Plan on spending some time in the New expanded Skills Section. Our volunteers (and maybe even one or two of the demonstrators) will be happy to assist you with that technique that will hopefully improve your woodturning experience. You will be given one-on-one assistance on techniques and methods of your choice.

Make sure you visit the Vendors located in both halls. Many have special prices just for the Symposium and you can pick up that perfect tool and/or supplies you have been wanting and not have to pay shipping! A great savings that will help you get more for your money.

A Message from Trent Bosch:

Trent Bosch is one of the **SIX** featured demonstrators at the 2016 Virginia Symposium being held Nov. 5th & 6th, 2016 in Fishersville, VA. Trent has assisted David Ellsworth at Arrowmont, birthed and breathed life into his own prospering company, (the Rescued Wood Bowl Company), and developed, organized and taught a woodworking program for men in the *early* stages of Alzheimer's disease (the Eagles Club Respite Program). He has been a demonstrator at many AAW Symposiums over the years.

Trent's philosophy is as an artist, to express my feelings about nature, my family and natural processes. I work in series or bodies of work, which allows me to explore these issues in depth. Throughout the creative process I am continually reminded that I have not and will not ever be content. I will continue to create and strive for that body of work that has yet to be conceived."

**August meeting**

**8/18/2016**

**September meeting**

**9/15/2016**

**October meeting**

**10/20/2016**

**November meeting**

**11/17/2016**

**December meeting**

**12/15/2016**

**January meeting**

**1/19/2017**

**Febuary meeting**

**2/16/2016**

**March meeting**

**3/16/2016**

**April meeting**

**4/18/2017**

**May meeting**

**5/18/2017**

**June meeting**

**6/15/2017**

**July meeting**

**7/20/2017**

005

# The 2016 Whiskey and Wood Artisan Festival

*Friday & Saturday, October 21-22, 2016  
This event will take place on Friday, October 21st  
with a preview reception starting at 5:00 pm  
and opening to the public at 6:00 pm*


*Saturday, 10 am -5 pm*

*A. Smith Bowman Distillery  
One Bowman Drive At Deep Run  
Fredericksburg, VA 22408*

*Hosted by*



*Presented by*



**Admission is Free for this exciting event!  
Meet the makers, hear the stories behind their creations,  
add their works to your collections.**

**Wood, Glass, Metal, Textiles  
Furniture Home Decor Jewelry**

*Find us on Facebook*

Richmond Woodturners on display at RVA Makerfest



**Richmond Woodturners**

**Benefits**

- Monthly Demonstrations
- Mentoring
- Network with other turners
- Learn new techniques
- Enhance turning skills

**Monthly Meetings**

Third Thursday every month  
 Woodcraft Store  
 9862 West Broad St.  
 Glen Allen, VA  
 Meeting time: 6:30pm

Learn more at: [www.Richmondwoodturners.org](http://www.Richmondwoodturners.org)

We had our second team meeting in preparation for our booth at the RVA Makerfest to be held at the Science Museum [September 24](#) from 9:30 to 5. Based on previous events, they are expecting over 10,000 visitors so this should be a good opportunity to showcase our club. If the weather is nice, our booth will be in the Garner Pavilion which is on the left as you face the building along the old railroad tracks. In the case of inclement weather, we will be moved indoors at a location TBD. Our plans include 2 tables displaying our work and 2 lathes with demonstrations throughout the day. Join us for a day of fun and mingling with 100 other displays of makers. Expect to see a little of everything from 3D printers, robotics, blacksmiths, other woodworkers, chocolate makers, artists and more. Free admission for all.



Wait....Whaaat? Mike Sorge is scheduled for our August demo. You can visit his website by clicking

<http://www.mikesorge.com/>

### **September Challenge**

The challenge this quarter is lidded boxes. Stay tuned for more information of guidelines

### **December Challenge**

Off-center turning

### **2017 Challenges**

1<sup>st</sup> Qtr: Finial longer than 6" (one continuous piece no thicker than 1": longest finial gets the prize.

2<sup>nd</sup> Qtr: A turning where one piece fits into another (not permanently glued)

3<sup>rd</sup> Qtr: Turn something out of a tree branch less than 3" is diameter.

4<sup>th</sup> Qtr: Turn a mixed media piece (must be primarily wood but includes other media (i.e.: polymer clay, metal, glass, anything)



We are once again turning tops for 2016. Not only are these fun to turn, but they really improve your tool control. Have fun everybody!

**Financial Report**

**Balance** 8,006.57

**RICHMOND  
WOODTURNERS  
QUARTERLY  
CHALLENGE**

The Challenge will now be regularly scheduled for the third month of each quarter (March, June, September, and December) with the subject announced at the beginning of each quarter and included in the newsletter. Entries will be placed on a table separate from the Show-n-Tell.

**August Snacks & Drinks**

Philip Duffy	Ice 10 lb bag with cooler
Ralph Lutz	Two 2-liter diet drinks
Ray Deyo	Two 2-liter regular drinks
Ray Melton	Two 2-liter non caffeine drinks
Richard Crook	Sweet snacks (cookies, etc)
Rob Blades	Sweet snacks (cookies, etc)
Robert Gundel	Sweet snacks (cookies, etc)
Robert Marches	Salty snacks (p-nuts, etc)
Rollin Sheneman	Salty snacks (p-nuts, etc)
Ron Bishop	Salty snacks (p-nuts, etc)

**September Snacks & Drinks**

Georgia Wood	Ice 10 lb bag with cooler
Ron Thompson	Two 2-liter diet drinks
Royal Wood	Two 2-liter regular drinks
Shana Williams	Two 2-liter non caffeine drinks
Sherman McLaughlin	Sweet snacks (cookies, etc)
Stanley VanDruff	Sweet snacks (cookies, etc)
Steve Clement	Sweet snacks (cookies, etc)
Steve Schwartz	Salty snacks (p-nuts, etc)
Terry Moore	Salty snacks (p-nuts, etc)
Tim Warren	Salty snacks (p-nuts, etc)

You can switch with someone if you are unable to bring those items for the month assigned.

**Financial Report**

**Balance** 8,006.57

**RICHMOND  
WOODTURNERS  
QUARTERLY  
CHALLENGE**

The Challenge will now be regularly scheduled for the third month of each quarter (March, June, September, and December) with the subject announced at the beginning of each quarter and included in the newsletter. Entries will be placed on a table separate from the Show-n-Tell.

**Please remember to wear your name-tags**



**For sale or trade**

**Delta 46-745**

16” swing. Lathe only, no tools or accessories  
Contact Rollie Sheneman 804-233-5366.

**Jean-Francois Escoulen Ball-&-Socket Eccentric Chuck**



One, never been used, still in its original box, Jean-Francois Escoulen eccentric chuck, V1. The chuck consists of a main body and three “balls” or inserts that have holes drilled through them. The balls are:  
20 mm ball for items 7” long and up to 1 ½ inches in diameter  
30 mm ball for items 7” long and up to 2 3/8 inches in diameter  
40 mm ball for items 8” long and up to 3 1/8 inches in diameter  
Also included is a Stronghold adapter manufactured by OneWay to fit a 1 1/4 inch X 8 TPI drive  
Original instructions, installation tools, and training tips are included. Purchased in approximately 1996.

**Asking \$150.00.**

Escoulen chucks are presently version #3 and are manufactured by Vicmarc. They retail for \$445.00 plus the adapter which is \$43.00.

Jim Marstall jim@marstall.com  
Lake Anna 540-872-4489

## 2016 Elected Board

President:	<u>Ray Deyo</u>
1st Vice President:	<u>Matt Baker</u>
2nd Vice President:	<u>Joanne Fisher</u>
Treasurer:	<u>Jim Bumpas</u>
Secretary	<u>Phil Duffy</u>
Newsletter	<u>Ray Melton</u>
Resource Manger:	<u>Jerry Fisher</u>
Membership Manager:	<u>Danny Luttrell</u>
Information Manager:	<u>Stan VanDruff</u>
Past President Board Members:	
Dick Hines	
Lee Scarbrough	
Mike Lane	
Jim Bumpas	
Dan Luttrell	
David Sterling	
Gerry Cambell	

### Show and Tell

When filling out your “ticket” please include your name, type of wood, and any description you would like. Also if you have small items such as ornaments or pens, feel free to bring a stand with you so that they will photograph better.

**For sale or trade**

If you have any items to list here, please email me at [forsale@richmondwoodturners.org](mailto:forsale@richmondwoodturners.org).

Please remember that each item needs a description, price, city, seller's name and contact info (phone/email).

You can include pictures if you like. They will run 1 month unless notified to “re-run”.

## Committee Chairpersons

Barbara Dill	Chairperson of the AV committee. (That committee is responsible for the camera changes in process.)
Jim O’Hanlon	Chairperson for the Turning Competition committee
Lee Scarbrough	Chairperson of nominations

### Upcoming Demonstrations

Demo schedule for 2016

August 18th	Mike Sorge	Diamond bowl and/or trillium pagoda lidded box
Sept. 15th	TBA	
Oct. 20th	TBA	
Nov. 17th	Barbara Dill	Multi Axis Turning

### Visitors/New Members

**1st Time Visitors**

**New Members**

Dave Bushman  
Dave West



**RICHMOND  
WOODTURNERS  
INFO**

**Dues:** \$25 individual, \$35 family & \$15 student. Member applications are available upon request at meetings or via email.

**Library:** Contact the club librarian to borrow tapes and other publications related to woodturning. The list is on the website. Lose it and you bought it.

**Website:**

[www.richmondwoodturners.org](http://www.richmondwoodturners.org)

Updated regularly and contains links to other VA clubs.

**AAW Membership:** Dues are \$53/year for printed, \$43/year for email. For this, you receive 6 issues of "The American Woodturner" a great resource directory (over 450 pages), a huge annual symposium, personal grant opportunities, third party liability protection, and much more. If you are the least bit serious about woodturning, you can't afford to miss out on all this.

**OPERATION  
CHRISTMAS CHILD  
SPINNING TOPS**

Thanks to all who turned tops. For 2015 we turned in 1,330 Lets get started for next years total.

Here is a link to a video to show just how easy they are to make if interested....

<http://youtu.be/UWpV9dBpbME>