




Multi Axis Wood Turning – Barbara Dill

Barbara Dill is considered by many as an authority of multi axis wood turning (MAT). Her many accomplishments include documenting and teaching about the fundamentals of turning and the subtleties of MAT. She has published a book as well as written several articles for the American Woodturner, the AAW monthly magazine. One only needs to search the internet for the topic to see the extent of Barbara's reach. It is an honor and privilege to have her as a member of the Richmond WoodTurners organization.



The main theme of the demo was describing the outcome or results when the various combinations of the many variables are used in creating a new axis. A handout was provided that describes some of the variables. The handout as well much more information and videos can be found at her Web site (www.barbaradill.com)



A brief interview is provided:

How long have you been interested in multi axis wood turning?


Barbara: I've been turning wood since 1990 and soon after that I started noticing pieces that were turned on more than one axis. I was intrigued. I played around with this a lot in the 90s but I had no idea what I was doing when I changed an axis. I thoroughly enjoyed what I was doing but it got boring when I realized I didn't know what to do next.

You have been focused on multi axis spindle turning for about 10 years. What do you think is the most important thing you figured out?

Barbara: I have figured out a way to understand what happens when an axis is changed. I discovered that there are really only two results or outcomes that happen when you do multi axis spindle turning. And they're only two ways that the axis can be changed relative to the center axis. When these four attributes are paired together, we have four possible families of spindles that are similar. Knowing this allows exploration into these four families. Rather than random luck, now a person can experiment with a purpose. And now you can add into the mix all the variables that can be applied to every type of spindle. And that's when the fun begins.

What would you tell somebody who is just beginning to explore multi axis spindle turning?

Barbara: I encourage people to start at the beginning. Make simple ideas at first. If you're not a spindle turner, then practice turning beads and coves and V-cuts on one axis. It takes time to develop the skills to make these cuts when you're hitting some air and some solid wood. Never throw away a spindle that you don't like because you learn something from everything you make. I consider the small spindles to be the building blocks for future ideas.



The lathe enables us to carve wood efficiently. It can be used to turn multi axis faceplate objects as well as spindles. My focus has been primarily on spindle turning. Feel free to go to my website because there are links to videos and that I have made and papers that I've written through the years.

S h o w a n d T e l l



S h o w a n d T e l l



S h o w a n d T e l l



S h o w a n d T e l l



S h o w a n d T e l l



S h o w a n d T e l l



S h o w a n d T e l l



E d i t o r s C h o i c e



The Woodturner's Christmas

'Twas the night before Christmas, when all through the shop
Not a spindle was turning; the lathes were full stop;
The bowls were all funnels, the pen blanks were bare
The platters were warped, the stoppers still square.
The ornaments were hanging in rows overhead,
Waiting for finish suspended with thread.
The gifts we were making were mostly not done;
We'd dawdled too long; it was no longer fun.

While Mom with her spray gun and I in my smock,
Finally admitted we'd run out the clock.
The gifts on the morrow would not be hand made,
But gift cards from Kroger would serve in their stead.
Mom hummed a sad tune in a key all her own.
She'd breathed too much lacquer - was totally stoned.
As we rinsed off the sawdust, and turned off the light,
We headed to bed for a very short night,
Our eyeballs slammed shut once we'd hit the bed
While visions of finials danced in our heads
When out in the driveway there came a deep roar
I grabbed up my glasses and peeked out the door.

There by the garage door, all covered with dust,
Stood a '53 pickup, a collection of rust.
It once had been green, but now mostly red,
Covered with primer from grill to the bed.
The rust spots were stuffed with dirty old rags,
But the bed of the truck was filled with loot bags.
The cab stood there empty, but big footprints led
To the back of the house and out to my shed.

The Woodturner's Christmas

Mom was up now and calling the cops,
Her story was crazy; they told her to stop.
“Flying trucks full of elves? Get off of our phone!
We’ve real crimes to deal with; please leave us alone.”
To the window upstairs, I crawled on my knees,
Peeked over the sill, but all I could see
Were eight little reindeer down in the back yard
Eating my carrots, the bushes, the kale, and the chard.
The shed doors were open - the light spilling out -
‘He’s after my tools,’ was my obvious thought.
I loaded the Mossberg with double - aught buck,
For this was one burglar who’d run out of luck.

As I slipped out the door, and crept toward the shed
The reindeer all saw me and instantly fled.
They ran a few steps and started to fly
Up to the roof - their eyes to the sky.
Something was fishy. I knew in my head,
“The pieces don’t fit”, to my dazed self I said.
For what kind of burglar steals eight little deer?
He’s hijacked poor Santa and brought them all here!
His loot’s in the truck, his deer in the yard
The thief’s in my shed, the evidence hard!
I gripped my twelve tighter and slipped toward the door.
Then I saw him! I fainted. I fell to the floor.
For there at my lathe stood that jolly old elf,
The blood left my brain, it was Santa himself!
I woke in a minute and looked at the scene
The walls were all draped in bright red and green.
He was dressed all in fur from his head to his sole
And his clothes were all covered with chips from a bowl
The stub of a pipe he held tight in his jaw.
My shop burned to ashes my inner eye saw,
For the chips from his cutting ignited in air,
And fell to the floor to smolder on there.

The Woodturner's Christmas

The rotund old man laughed loud as he turned,
And kicked at the sawdust as slowly it burned.
He finished a bowl in ten seconds, not more,
Tossed it to the elf who stood by the door.
He sprayed it with finish while still in the air,
And caught it full dry, and stacked it right there.
He called for another, a bigger bowl blank,
From the pile in the corner by the compressor tank.
An elf with a chain saw was cutting more wood;
Left a yard full of stumps where trees had once stood.

He hefted his chisel and sucked in his gut -
The cutting edge glowed with the heat of his cut
In a sixth of a minute he breathed in fresh air,
And another bowl flew toward the elf standing there.
The bowls were piled up to a perilous height;
The ornaments all glistened in the harsh workshop light.
The pens were all finished, as they stood in the rack;
The platters were oiled, to the ceiling were stacked.
Finials sprung from a hundred box lids;
Seam rippers for Moms, and toys for the kids.
Stoppers enough to plug up the spouts
Of a truck load of wine were scattered about.

I asked the great Santa, "Sir, where is your sleigh?
I see your elves here, but the deer ran away."
He laughed while he turned, "The sleigh's in the shop.
We crashed with a drone and were forced there to stop.
They offered a loaner, so I left the sleigh there,
But that '53 Ford was all they could spare.
It's not much on looks, but she flies fairly straight
I had little choice, for I could not be late."

The Woodturner's Christmas

I turned around and looked at my house
Every window was glowing, as I ran for my spouse.
I thought to myself, 'Now they're burning it up!'
I ran in the door, grabbed Mom, cat, and pup,
As the elf with the chain saw was venting the roof
But no smoke came out to offer up proof
That the place was on fire, no flames came up through,
As the elf began cutting our fence posts up too.
So we waited, perplexed, out there in the snow,
And wondered what's next in this most surreal show.

Santa was finished; all orders were done.
The elves packed the truck and made it look fun.
"I'll drop these all off on my regular rounds
But I must go now, for I cannot be found
Without my red sleigh in the dawn's early light.
I've an image to keep up, but try as I might,
The kiddies would cry to see such a yuck
As Santa and elves in a rustbucket truck."
Mom Claus rode shotgun, and carried one too,
To take down the drones as onward they flew.
Four elves pushed the truck to get it to run
As he popped out the clutch and gave it the gun.
Elves jumped in the bed to catch their cold ride
Four elves and eight reindeer, jam packed side by side.

The truck rolled a bit, and then it took flight
It picked up more speed and went out of sight.
Rust flakes and duct tape fell from the sky
As the unlikely equipage blasted on by.
He flew back around and Santa gave shout,
"Merry Christmas to All! Be sure the fire's out!"

The Woodturner's Christmas

I then looked at Mom whose eyes were now clear,
“Santa’s saved Christmas for our family this year.
But our shop is destroyed, our tools are all shot,
Our lathe beds are swayback, the bearings blue hot.
The floor is burned out, our chisels are broken,
And the roof of our house is lying wide open.
The money from sales we’re able to make
Will never repair the wreck in his wake.
Our tight little budget won’t cover next year;
Our turning is finished. That’s what I most fear.”

We turned to the house and slowly walked in
To survey the damage from Claus and his kin.
Into the parlor, we saw such a sight-
A ten foot Yule log was burning so bright.
The fireplace was warm; the tree all aglow,
Gave hope for the day as we took in the show.
For there on the floor, stacked up to the skies,
Were the tools of a king’s shop, and all just our size.
There was a PM for Mom, a Oneway for me,
And a couple of Novas stacked under the tree.
Chucks hung from the mantle, their jaws shone all round
Smiling at us and the wonders we’d found.
There were tools of all shapes, all sizes and functions;
There were Sorbys and Crowns and Easys and Thompsons.
And as we turned our eyes up, our tree had so grown,
That it went through the ceiling, to the attic its crown.
And up in that attic, all stacked ere so high,
Five hundred bowl blanks were piled up to dry.
The hole in the roof had become a kiln vent,
With warmth from the star, the top ornament.
And as we turned round, looked out in the snow,
There stood our new shop, its windows aglow.

The Woodturner's Christmas

Hung on the tree we found a small note
We took it down gently to see what he wrote.
“Happy Christmas again,” we read through our tears,
“Enjoy your new tools, but start earlier next year!”

Adapted by: T. Richards
Tidewater Turners of Virginia

With Apologies to:

Clement C. Moore
Edna St. Vincent Millay
Santa Claus



F r o m O u r P r e s i d e n t

December is probably the busiest month of the year for lathe work with gifts, next week's challenge and the Chinese gift exchange. If you are like me, you are probably exercising all of your skills and perhaps using one or two that haven't been totally developed yet. And there is always that one turning that amazes yourself with a silent "Did I really make that?" or "I don't know how I did it, but it looks great!". Trust me, no one will ever know.

While it's a busy time of year, it is a rather sad one for me. This is the time I have to say "goodbye" as your president and welcome the new Board with enthusiasm and sincere best wishes. The past two years will certainly go down as one of the best experiences in my life and I would like to thank those who have contributed to the experience. In no particular order:

To the Board of Directors, you have been a pleasure to work with. Your ideas, creativity, dedication and support made the experience possible. I believe our club is better today because of you!

To the committee chair people, there was no way everything could have been accomplished without your organization and follow through. You volunteered and I appreciated it.

To those who participated in our Show and Tell, thanks for putting up with the struggle to find the most workable formula and sharing your talents and creativity along the way. I know for a fact what you did inspired others!

To the ladies behind the table and our never to be forgotten pie chef, you made the breaks worth it.

To those who participated in the quarterly challenges, my hat is off to you for stepping out of your comfort zone and trying something new.

To the new members, a President is measured in a variety of ways, one of which is growth. It is you who bring the newest of ideas, challenge the status quo and eventually become the leaders of our organization.

And finally, to the best of the best... you, the member. The club exists because of you. We learn because of you. We grow because of you. We are challenged because of you. We avoid stagnation because of you. And I have had the best experience of all because of you.

Please join me in welcoming the new Board in January and commit your support, accept their new ideas and provide valuable input as you did for me.

Be safe, keep turning and, above all, have a wonderful holiday!

Ray

RICHMOND WOODTURNERS CHRISTMAS MEETING

Our December 15th monthly meeting will continue the tradition of a holiday party at Woodcraft. We are looking forward to sharing a meal together with members and spouses/guests as well as having fun with a gift exchange. With everyone in attendance, we will, again, take the opportunity to show each other what we have done throughout the year and the eccentric turning challenge will become part of the festivities. All in all, it looks to be another great holiday event!

Below is an outline of the evening

FOOD TABLES

What better way to socialize than with food and drink in hand. Turkey and ham have already been donated and the club will provide paper products, utensils and (lots of) rolls. Table decorations and ice will be provided by Royal and Georgia Wood but we need help with the rest.

To make sure there is ample treats for all, we have divided the club roster into four colors with general assignments to each.

- **RED** – Drinks
- **BLUE** – Appetizers
- **PURPLE** – Side Dishes
- **GREEN** – Deserts

John Adams	Dan Fritz	Robert Marchese	Mike Squire
Zach Adams	David Gray	Jim Marstall	David Sterling
John Anderson	Ben Green	Sherman McLaughlin	Steve Stover
Chuck Bajnai	Robert Gundel	Ray Melton	Mark Strang
Matt Baker	Charlie Hamilton	Terry Moore	Laszlo Szerenyi
Ron Bishop	Andy Hammer	Chuck Mosser	Bill Talbott
Rob Blader	Alan Harrell	Knavey Moyher	Dave Thomas
Bill Buchanan	Katherine Harris	Larry Muncy	Ron Thompson
Jim Bumpas	Donald Hart	Doug Murray	Bob Tingle
Dave Bushman	Jerry Harvey	Sherry Neff	Margaret Turner
Gerry Campbell	Alyce Hastings	Jim O'Hanlon	Wally Ubik
Steve Clement	Don Hayes	Gary Peterson	Stanley VanDruff
Deane Cox	Jack Hayes	Laurence Pylinski	Herb Walke
Tom Crabb	David Haywood	Aage Rendalen	Cody Walker
Richard Crook	Dick Hines	Galen Rice	Jim Walker
Bonnie Cross	Mike Holmes	David Ridderhof	Bill Walters
Mac Derry	Ann Horton	Bruce Robbins	Tim Warren
Barbara Dill	Chuck Horton	Ned Robertson	Dick Webb
Doug Dill	Bob Hudson	Don Rowe	Dave West
Philip Duffy	Bill Jenkins	Lee Scarbrough	Shana Williams
Jim Ellis	David Jordan	Steve Schwartz	Brian Witt
Marlin Fegely	Gordon Kendrick	Jim Severson	Ed Wood
Jerry Fisher	Bill King	Rollie Sheneman	Mark Wright
Joanne Fisher	Mike Lane	Megan Shogren	Nelson Wright
Dawn Flores	Dan Luttrell	Bob Silkensen	Jim Zorn
Steve Friedman	Ralph Lutz	Colin Smith	
	Betsy Mack	John Snead	

PLEASE HAVE YOUR CONTRIBUTIONS AT WOODCRAFT READY FOR SET UP BY 6:15PM.

TO HELP THOSE SETTING UP FOR THE MEAL, THE DINNER ROOM WILL OPEN TO THE GENERAL MEMBERSHIP PROMPTLY AT 6:30PM.

CHINESE GIFT EXCHANGE

Those who participated in this part of the event last year had a great deal of fun and we are looking for a much wider participation this year. Here is how the exchange works.

- 1) At your arrival, please place your **WRAPPED** gift on the exchange table
- 2) Participants will be assigned numbers sequentially.
- 3) After dinner, when your number is called, you will select any one desired gifts on the table. Or (and here is where the fun starts...)
- 4) You can choose one of the gifts already selected by another member thereby giving them the opportunity to select a new gift from the table.
- 5) This selection process continues until all gifts on the table have arrived at their recipients.

BUT...

- 6) To be fair to the very first participant who received the first gift, that person, and only that person, will have the opportunity to exchange their gift with any others if they so desire.

There are only three rules to the exchange:

- 1) The gift must be turned;
- 2) No gift can change hands more than three times, and
- 3) You **MUST** have fun.

DISPLAY TABLES

This is the time for everyone to show off their favorite or best piece turned in 2016. Please bring your one item and place it on the table for all to see. Help us show our nonmember guests what we are all about and have one more chance for a new idea to try. Hopefully we will need two tables because everyone will add to the display.

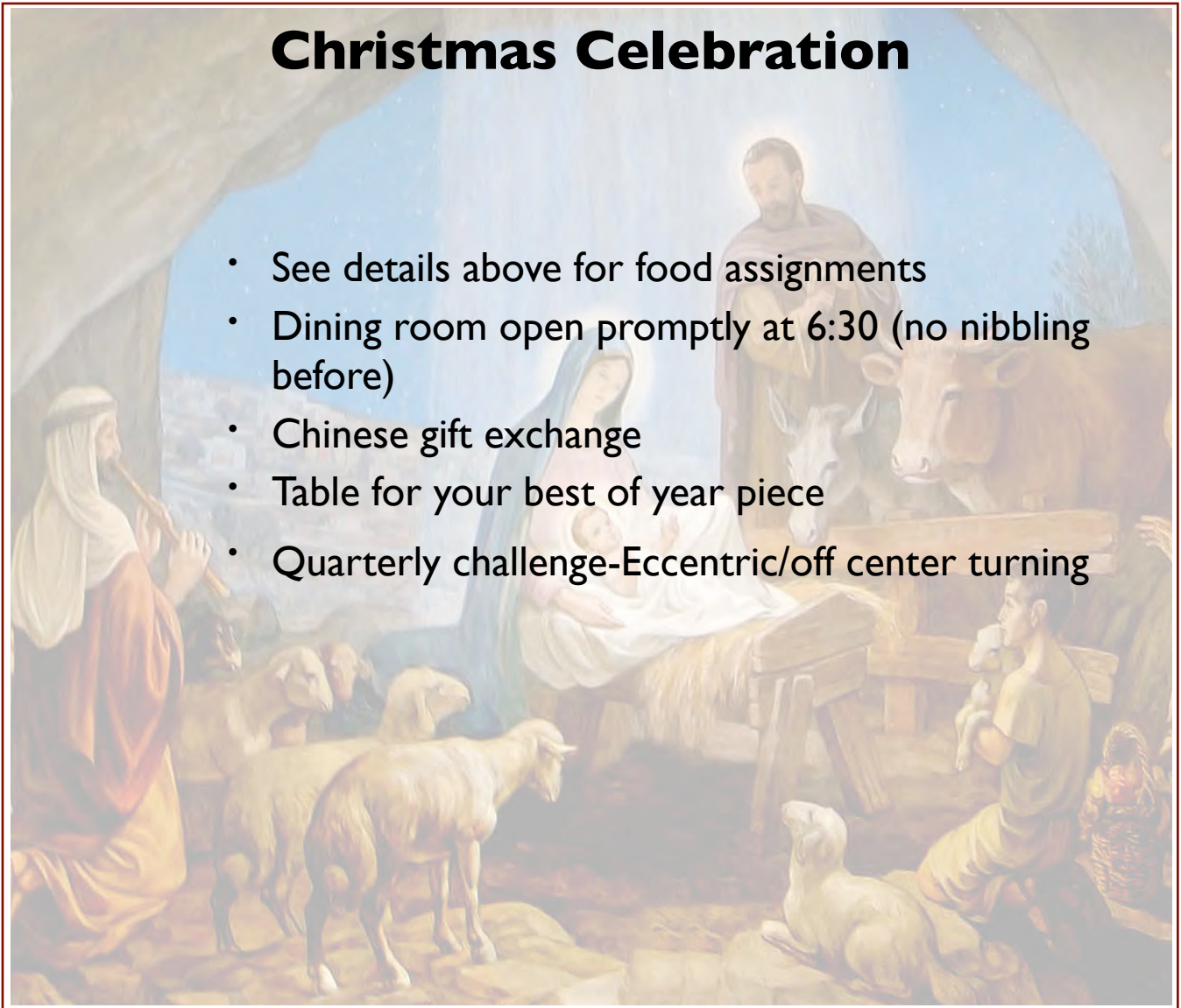
QUARTERLY CHALLENGE – ECCENTRIC / OFF CENTER TURNING

Perhaps the hardest of the year, this quarterly challenge lends itself to some crazy yet impressive ideas. We will have a table especially reserved for your challenge piece.

Don't forget we will need to exit by 9pm, so clean up will begin about 8:30.

Christmas Celebration

- See details above for food assignments
- Dining room open promptly at 6:30 (no nibbling before)
- Chinese gift exchange
- Table for your best of year piece
- Quarterly challenge-Eccentric/off center turning



December meeting

12/15/2016

January meeting

1/19/2017

February meeting

2/16/2016

March meeting

3/16/2016

April meeting

4/18/2017

May meeting

5/18/2017

June meeting

6/15/2017

July meeting

7/20/2017

August meeting

8/17/2017

September meeting

9/21/2017

October meeting

10/19/2017

November meeting

11/16/2016

December Challenge

Off-center turning

2017 Challenges

1st Qtr: Finial longer than 6” (one continuous piece no thicker than 1”): longest finial gets the prize.

2nd Qtr: A turning where one piece fits into another (not permanently glued)

3rd Qtr: Turn something out of a tree branch less than 3” is diameter.

4th Qtr: Turn a mixed media piece (must be primarily wood but includes other media (i.e.: polymer clay, metal, glass, anything))



The results are in! Thanks to all who “turned” in tops this year. The count is 1393 tops for Operation Christmas Child.

A special thanks to Rollie who turned in 2 large boxes.

To view a short video of our shoe box party click

[HERE](#)

Please remember to wear your name-tags



Financial Report

Balance **\$7,292.00**

**RICHMOND
WOODTURNERS
QUARTERLY
CHALLENGE**

The Challenge will now be regularly scheduled for the third month of each quarter (March, June, September, and December) with the subject announced at the beginning of each quarter and included in the newsletter. Entries will be placed on a table separate from the Show-n-Tell.

Chuck Horton recommended a youtube video featuring several master woodworkers from the Big Island of Hawaii. The video can be seen by clicking

[HERE](#)

December Snacks & Drinks

Christmas Party

You can switch with someone if you are unable to bring those items for the month assigned.

January Snacks & Drinks

Georgia Wood	Ice 10 lb bag with cooler
Bob Tingle	Two 2-liter diet drinks
Bonnie Cross	Two 2-liter regular drinks
Brian Witt	Two 2-liter non caffeine drinks
Bruce Robbins	Sweet snacks (cookies, etc)
Charlie Hamilton	Sweet snacks (cookies, etc)
Chuck Bajnai	Sweet snacks (cookies, etc)
Chuck Horton	Salty snacks (p-nuts, etc)
Chuck Mosser	Salty snacks (p-nuts, etc)
Cody Walker	Salty snacks (p-nuts, etc)

2016 Elected Board

President:	<u>Ray Deyo</u>
1st Vice President:	<u>Matt Baker</u>
2nd Vice President:	<u>Joanne Fisher</u>
Treasurer:	<u>Jim Bumpas</u>
Secretary	<u>Phil Duffy</u>
Newsletter	<u>Ray Melton</u>
Resource Manger:	<u>Jerry Fisher</u>
Membership Manager:	<u>Danny Luttrell</u>
Information Manager:	<u>Stan VanDruff</u>
Past President Board Members:	
Dick Hines	
Lee Scarbrough	
Mike Lane	
Jim Bumpas	
Dan Luttrell	
David Sterling	
Gerry Cambell	

Visitors/New Members	
1st Time Visitors	
Dave Clay	
Mary Arritt	
Erle White	
New Members	
Matt Pellmann	

Show and Tell

When filling out your “ticket” please include your name, type of wood, and any description you would like. Also if you have small items such as ornaments or pens, feel free to bring a stand with you so that they will photograph better.

For sale or trade

If you have any items to list here, please email me at forsale@richmondwoodturners.org.

Please remember that each item needs a description, price, city, seller's name and contact info (phone/email).

You can include pictures if you like. They will run 1 month unless notified to “re-run”.

Committee Chairpersons

Barbara Dill	Chairperson of the AV committee. (That committee is responsible for the camera changes in process.)
Jim O’Hanlon	Chairperson for the Turning Competition committee
Lee Scarbrough	Chairperson of nominations

Upcoming Demonstrations

Demo schedule for 2016

Nov. 17th	Barbara Dill	Multi Axis Turning
Dec. 15th	Christmas Celebration	

**RICHMOND
WOODTURNERS
INFO**

Dues: \$25 individual, \$35 family & \$15 student. Member applications are available upon request at meetings or via email.

Library: Contact the club librarian to borrow tapes and other publications related to woodturning. The list is on the website. Lose it and you bought it.

Website:

www.richmondwoodturners.org

Updated regularly and contains links to other VA clubs.

AAW Membership: Dues are \$53/year for printed, \$43/year for email. For this, you receive 6 issues of "The American Woodturner" a great resource directory (over 450 pages), a huge annual symposium, personal grant opportunities, third party liability protection, and much more. If you are the least bit serious about woodturning, you can't afford to miss out on all this.

**OPERATION
CHRISTMAS CHILD
SPINNING TOPS**

Thanks to all who turned tops. For 2015 we turned in 1,330 Lets get started for next years total.

Here is a link to a video to show just how easy they are to make if interested....

<http://youtu.be/UWpV9dBpbME>