

## NEWSLETTER



Christmas Party at the next meeting - Dec 20<sup>th</sup>. See page 11 for food assignment. Bring **five** things: **A** gift turning (wrapped) for the gift exchange **and** your best of the year for Show and Tell. **Also**, the 4th Quarterly Challenge – a tool: for shop, kitchen, garage, gift, any kind; **FOOD** for the party and **a guest**. Of course, all are optional. But - you do **need** to be there.

PLEASE HAVE YOUR CONTRIBUTIONS AT WOODCRAFT READY FOR SET UP BY 6:15PM. TO HELP THOSE SETTING UP FOR THE MEAL, THE DINNER ROOM WILL NOT OPEN UNTIL 6:30PM.

### GIFT EXCHANGE RULES

Those who participated in this part of the event other years had a great deal of fun and we are looking for a much wider participation this year. Here is how the exchange works.

- 1) At your arrival, please place your WRAPPED gift on the exchange table
- 2) Participants will be assigned numbers sequentially.
- 3) After dinner, when your number is called, you will select any one of the gifts on the table. Or (and here is where the fun starts...)
- 4) You can choose one of the gifts already selected by another member thereby giving them the opportunity to select a new gift from the table.
- 5) This selection process continues until all gifts on the table have arrived at their recipients

BUT...

- 6) To be fair to the very first participant who received the first gift, that person, and only that person, will have the opportunity to exchange their gift with any others if they so desire.

There are only three rules to the exchange: 1) The gift must be turned;

- 2) No gift can change hands more than three times, and
- 3) You MUST have fun.

### DISPLAY TABLES

This is the time for everyone to show off their favorite or best piece turned in 2016. Please bring your one item and place it on the table for all to see. Help us show our nonmember guests what we are all about and have one more chance for a new idea to try. Hopefully we will need two tables because everyone will add to the display.

QUARTERLY CHALLENGE – A Tool. We will have a table especially reserved for your challenge piece.

Don't forget we will need to exit by 9pm, so clean up will begin about 8:30.

Remember – there will be three sets of tables set up: 1) For the gift exchange,

- 2) For your best of the year,
- 3) For the challenge.

## TRENT BOSCH – HOLLOWING VESSELS AND VESSELS OF ILLUSION - REMOTE LIVE DEMO



ONLY PART OF THE AUDIENCE IS SHOWN AS FOLKS TO THE LEFT ARE HIDDEN.



A COPY OF THE RESULTANT TURNING THAT WAS PASSED AROUND THE ROOM DURING THE DEMO.

The demonstration displays hollow vessel being turned and then second piece turned (a cap) permanently inserted into the vessel just large enough to be unremovable - which makes up the "illusion"! This second turning acts somewhat like a cap for the hollow vessel. The trick in this is to turn that cap from a not so dry wood. This piece needs to be turned thin enough to be bent, then soaked for a while to make it flexible enough to be folded, inserted through the neck of the hollow vessel and then reformed/shaped to make the cap. A balloon stuffed through a hole in the cap is then blown up which will hold the cap in place against the inside neck of the vessel. The balloon is removed when both parts are sufficiently dry as to hold their shape.

Trent began the demo by turning the large hollow vessel with a quite small opening and a large collar. The collar was then carved with hand tools (some electric) to look like leaves or petals of a flower. He then switched to the smaller piece and after completing the turning it was softened in a pan of warm water. He went to great lengths to explain how and what is going on with the turning as well as describing the tools used and how they are being used. Some of the many tools available were passed around the audience as the demo progressed. All along the process questions were being asked and Trent provided answers. A DVD video of this demo will be/has been made available in the organization's library.

Trent started woodturning in the late 80s and early 90s. While pursuing his ideas in turning he was always looking to make the process faster, more efficient, and better by modifying the tools he had to actually work the way he wanted them to. Along the way, he came up with ideas for completely different designs. Most of the products he was working on at the time had to do with hollowing and carving on his turnings. The theme of

making the process, faster, more efficient and better has been echoed in every product he has designed from simple hollowing tools to the more complex Stabilizers and Visualizer.

Today, the manufacturing facility for Trent Bosch Tools is located in Fort Collins, Colorado. An effort has been made to make everything possible in house. Using some of the latest technologies such as laser engraving and 3D printing has allowed us to keep most every part of the process in house. We are a small business that focuses on quality, innovative products for woodturners. Check it out at <http://trentboschtools.com/>

Trent turns an illusion. These photos were taken with a cell phone from the back of the room and zoomed in to maximum thus the not so great quality. My apologies.




THE VESSEL IS FINISHED. A PARTIAL VIEW OF THE WORK SPACE.



CARVING THE CROWN TO LOOK LIKE PEDALS OF A FLOWER.



THE CAP TO BE INSERTED THROUGH THE CROWN IS BEING DRILLED TO HOLD A BALLOON.



PARTING OFF THE CAP.





THE CAP IS BEING FOLDED TO BE PLACED INSIDE THE HOLLOW VESSEL.




A BALLOON HAS BEEN STUFFED THROUGH THE CAP AND THE CAP PLACED INTO THE VESSEL.



THE BEST WAY TO BLOW UP A BALLOON.



COMPLETED!



A BETTER VIEW – TRENT HOLDS AN EXAMPLE TURNED SOME TIME EARLIER.

SHOW AND TELL



ROBERT GUNDEL, OSAGE ORANGE, BUFFED & WAXED, 3 X 11



ROBERT GUNDEL, RED MALLEE, BUFFED & WAXED, 2 X 11



BRUCE ROBBINS, MAPLE, CA FINISH, 5 X 6 1/4, FRONT AND BACK VIEWS



JIM ZORN, OAK, CA FINISH





*CODY WALKER, WATCH PARTS, LIQUID DIAMONDS FINISH, FROM DAD'S BULOVA*



*BILL JENKINS, CHERRY, POLY OIL, 17 X 18½*



*CHUCK MOSSER, HOLLY & EBONY, LACQUER, SILVER INLAY*




*DAN LUTTRELL, HARD MAPLE, LACQUER, 7 X 3*



DAN LUTTRELL, AMBROSIA MAPLE, LACQUER, 9 X 2½



DAN LUTTRELL, HARD MAPLE, LACQUER, 9 X 2½



STEVE SCHWARTZ, MAPLE, ACRYLIC PAINT, 4 X 6, HOOTIE THE BLOWFISH, BORN OCT 26, 2018



STEVE SCHWARTZ, CHERRY, ACRYLIC PAINT, 4½ X 4½



DAN LUTTRELL, MAPLE, BUFFED (WAX), WALL STREET II

## UPCOMING DEMONSTRATIONS

December 4 Qtr. Challenge & Christmas Party  
January – Dick Hines – Tips, Tricks, and “Other Stuff”  
February – Alan Weber – Metallurgy and Tool Making  
August 2019 - Avelino Samuel – Spiral Vessels. On the two days following the club demo, classes with Avelino will be offered for a fee.

Visitors	New Members	Returning Members
	John Daniel Midlothian	
	Al Pristera Chesterfield	



## FROM OUR PRESIDENT

With apologies to the camping enthusiasts and to whoever first came up with this expression, “my idea of roughing it is room service on the third ring”. That being said there was a time many years ago as a child that I do remember sleeping under the stars. It was likely a scout or summer camp thing. One thing, however, that did somehow stay in my mind from that experience is that you should always leave a place in as good or better condition as how you found it. As I am writing my final president’s letter for the club newsletter, I thought to reflect on what the board has done over the past two years with an eye on where it was and where it is.

Starting with the finances and membership, we started 2017 with about 92 members and a bank balance of just over \$8,000. With 2019 dues still coming in, we now have over 115 members and anticipate close to the same balance or more when all the dues are paid. While we sometimes appear to be bursting at the seams, the rearrangement of the classrooms allows for more viewer participation without interference from the column or seating in the hallway. Having spent several thousands of dollars upgrading the audio/visual equipment brought us better viewing and even enabling remote demonstrations such as we had last meeting. So thanks to all who participated in recruiting and welcoming new members at our external events and even just bringing in friends and neighbors. The dues from increasing membership adds up as well and will enable bringing in even more exciting demonstrators. A special thanks to Dan Luttrell who continues on as our long time membership director and greets each prospective member at the meeting and with a follow up letter.

Each month, like clockwork, Bob Marchese publishes a world class newsletter, with very few if any mistakes due to his diligence and the grammar police on the board that review it each month. Jim Bumpas and Bill King before him provided us with many exiting demos. In my mind, the hardest part of this position is to provide content of interest to the highly varied skill level of our membership and I think they pulled it off. Thanks to Cody Walker for keeping our finances straight and to Chuck Bajnai for an eye on our resources and equipment. In addition to the TVs, we replaced our 2 mini lathes, got new scroll chucks for them, 17 new chairs and with the help of a donation and Rey Deyo, added a Jamison hollowing rig to our tool library. John Anderson took notes of our board meetings for archiving and Stan VanDruff continued on as our Webmaster. Last year, our website was recognized by the national AAW as third best in the organization. And why do we never not have ice for refreshments? Georgia Wood always makes sure our bellies are full of cold drinks and goodies when she isn’t arranging for our turned pieces to be displayed at the botanical gardens like she did last year. Our past presidents, Lee Scarbrough and Ray Deyo provide valuable insight for the future and help us not repeat the errors of the past.

I thank the board, the committee chairs and members, the demonstrators at club meetings and external events, all members, and our hosts from Woodcraft for allowing me the privilege of being president for the last two years. It has been a rewarding experience with no downside and I hope we have left the club as least as good as it was when turned over to us.

Happy holidays, safe turning and remember to sweep up the shavings,

Bruce

# RICHMOND WOODTURNERS CHRISTMAS MEETING

Our December 20th monthly meeting will continue the tradition of a holiday party at Woodcraft. We are looking forward to sharing a meal together with members and spouses/guests as well as having fun with a gift exchange. With everyone in attendance, we will, again, take the opportunity to show each other what we have done throughout the year and the challenge will become part of the festivities. All in all, it looks to be another great holiday event! Below is an outline of the evening

## FOOD TABLES

What better way to socialize than with food and drink in hand. Turkey and ham have already been donated and the club will provide paper products, utensils and (lots of) rolls. Table decorations and ice will be provided by Royal and Georgia Wood but we need help with the rest.

To make sure there is ample treats for all, we have divided the club roster into four colors with general assignments to each.

### APPETIZERS

Al Thorne  
Alan Harrell  
Alan Weber  
Amos Peterson  
Andy Hammer  
Ann Horton  
Barbara Dill  
Bill Buchanan  
Bill Jenkins  
Bill King  
Bill Talbott  
Bill Walters  
Bob Hudson  
Bob Silkensen  
Bob Tingle  
Bruce Robbins  
Charlie Hamilton  
Chick Kleman  
Chuck Bajnai  
Chuck Horton  
Chuck Mosser  
Cody Walker  
Colin Campbell  
Colin Smith

### SIDE DISHES

Dan Fritz  
Dan Luttrell  
Dave Bushman  
Dave Thomas  
David Gray  
David Haywood  
David Reid  
David Sterling  
Dawn Flores  
Deane Cox  
Dennis Day  
Dick Hines  
Don Hayes  
Don Rowe  
Donald Hart  
Doug Dill  
Doug Dombrosky  
Doug Murray  
Doug Shackelford  
Ed Wood  
Fran Brooks  
Galen Rice  
Georgia Wood  
Gordon Kendrick  
Greg Glennon  
Greg Gorbet  
Herb Walke  
Izumi Miller

### DRINKS

Jared Parker  
Jeff Lohr  
Jerry Fisher  
Jerry Harvey  
Jim Bumpas  
Jim Ellis  
Jim Marstall  
Jim O'Hanlon  
Jim Parker  
Jim Severson  
Jim Walker  
Jim Zorn  
Joanne Fisher  
John Matthews  
John Anderson  
Joseph Boyle  
Katherine Harris  
Knavay Moyher  
Larry Plating  
Lee Scarbrough  
Mac Derry  
Margaret Turner  
Mark Strang  
Marlin Fegely  
Matt Baker  
Megan Shogren  
Mike Holmes  
Mike Hyland

### DESERTS

Mike Kolodzinski  
Mike Squire  
Ned Robertson  
Nelson Wright  
Peter Osborn  
Philip Duffy  
Ralph Lutz  
Ray Deyo  
Ray Melton  
Richard Crook  
Rob Blader  
Robert Gundel  
Robert Hopewell  
Robert Marchese  
Ron Bishop  
Ron Thompson  
Royal Wood  
Sherman McLaughlin  
Sherry Neff  
Stanley VanDruff  
Steve Kellner  
Steve Schwartz  
Terry Moore  
Tim Warren  
Tom Brooks  
Tom Crabb  
Wally Ubik  
Walt Whilden

**Please note: when you leave please take your items with you so clean up is easier. If you want to switch something around text me at 804-525-8291. Also, I need one more person to bring a hot pot. Thank you all very much. Georgia wood**

## LAST MONTH MEETING NOTES

### Richmond Woodturners Agenda

#### November 15, 2018 Agenda

##### 1) Welcome new members and first-time visitors

##### 2) Elections

Position	Candidate	Term	Expires
President	Bill Buchanan	2 years	2020
Vice President	Jim Bumpas	1 Year	2019
Treasurer	Cody Walker	3 years	2021
Secretary	Bob Silkensen	2 years	2020
Activities Director	Georgia Wood	2 years	2020
Resource Director	Chuck Bajnai	1 year	2019
Information Director	Stan VanDruff	2 years	2020
Membership Director	Dan Luttrell	1 year	2019
Newsletter Editor	Robert Marchese	2 years	2020
Past President 1	Lee Scarbrough	1 year	2019
Past President 2	Ray Deyo	2 years	2020

Note: all 1 year terms will be 2 year terms next election (2019)

##### 3) AAW Scholarship

- Arrowmont in Tenn. or J.C. Campbell in NC
- Club drawing to enter AAW lottery near end of year
- We have 2 chances to win – must be AAW member
- Read presidents letter in newsletter for more info. Email Bruce if interested

##### 4) Holiday Party

- See newsletter for what food to bring
- Bring a turning to show off to our guests
- Bring spouse, partner, friend
- 4th quarter Challenge – a tool
- Drawing for AAW scholarship (last chance to enter)
- Chinese gift exchange – make a small turning to give and get one in return
- Guess the # holes in Dan's pierced bowl or hollow form

##### 5) New business?

##### 6) Show and Tell



## AAW TIP OF THE WEEK

### Extended jaw tips


I love my jumbo jaws when reverse chucking a large vessel to finish the bottom, but all too often the rubber tips that come with it are just too short for some of my oddly shaped edges. In looking for a suitable solution, a simple and readily available item came to mind—a wine bottle cork—not the actual cork kind, but the synthetic stoppers made from plastic compounds. They have the correct properties and the size is perfect. You could probably even stack them using a longer bolt for taller applications.

I drilled a ¼" (6mm) hole through the middle of the stopper (which is 1¾" [44mm] long) and inserted a 2¼"- (57mm-) long bolt. Make sure you use the right thread match for your particular jaws and use washers to help spread the pressure across the stopper end.

I also have a set of stoppers with the holes drilled off center for use with warped or slightly odd-shaped vessels—simply turn the stopper to achieve a snug fit. I have used these stoppers for a number of turning applications, and their non-marking surface is excellent for already finished edges.

Do not drink the wine until after you finish your turning session.

—*Michael J. Colella, Maryland*





AAW and chapters together serving members since 1986.

## **Tennessee Association of Woodturners**

invites you to join us at our event

---

# **2019 Woodturning Symposium**

January 25th and 26th, 2019

**Register Now!**

Come join everyone at the Tennessee Association of Woodturners 2019 Woodturning Symposium. The 2019 Symposium will again be held at the Marriott Hotel and Convention Center in Franklin, TN. **Time is running out to save money - early registration ends December 31!**

We have a truly impressive slate of Demonstrators and a host of quality Vendors, selected to provide you a wide variety of tools, products and wood. Our great facility provides 4 large, sound-controlled demonstration rooms, and an enormous Vendor Area. This location and venue have had excellent reviews from our attendees and Vendors. Our symposium is designed for all levels of interest in woodturning and wood art. Whether you are an experienced turner wanting to be inspired by internationally famous demonstrators, or you're looking for demonstrations which showcase fundamental turning skills, or you are a wood art collector interested in identifying new artists, you will find plenty to enjoy and learn during our 31st annual Woodturning Symposium

TAW is dedicated to providing education, information and organization to anyone interested in woodturning and we're excited about bringing new people into our craft.

If you have any questions about our symposium, please email me at

[symposium@tnwoodturners.org](mailto:symposium@tnwoodturners.org)

Sincerely,  
Greg Godwin  
Symposium Committee  
Tennessee Association of Woodturners

## Snacks & Drinks

GEORGIA WOOD.....ICE/COOLER

See Above lists

You can switch with someone if you are unable to bring those items for the party

## Richmond Woodturners Quarterly Challenge

The Challenge are regularly scheduled for the third month of each quarter (March, June, September, and December). Entries will be placed on a table separate from the Show-n-Tell table.

4th Quarter 2018 – Tool

1st Quarter 2019 – Jig

2nd Quarter 2019 – Turned and Embellished

3rd Quarter 2019 – Something with feet or handle

4th Quarter 2019 –Tops that spin

## Financial Report

The previous balance was \$6,804.33

The new balance is \$7033.33. Changes in the balance are associated with collection of membership fees and payment for the Nov. demo.

## For sale or trade

If you have any items to list in the For Sale or Trade Section, please email me at [forsale@richmondwoodturners.org](mailto:forsale@richmondwoodturners.org).

Please remember that each item needs a description, price, city, seller's name and contact info (phone/email).

You can include pictures if you like. They will run 1 month unless notified to “re-run”.

## Committee Chairpersons

Social Media: Charlie Hamilton  
Audio/Video: Jared Parker  
Turning Competition: Jim O’Hanlon  
AAW Women in Turning Liaison: Meg Turner

## Richmond Cultural Arts Calendar

Our club meeting and events can now be incorporated into the Richmond Cultural Arts Calendar which is a community-based organization that supports local arts organizations and individuals by highlighting events, performances, etc. Our current page can be accessed at the following link:

[http://calendar.richmondcultureworks.org/event/richmond\\_woodturners\\_monthly\\_meeting](http://calendar.richmondcultureworks.org/event/richmond_woodturners_monthly_meeting)



## Club Officers: effective Jan 2019

President: Bill Buchanan  
 Vice President: Jim Bumpas  
 Secretary: Bob Silkensen  
 Treasurer: Cody Walker

### Directors

Activities: Georgia Wood  
 Resource: Chuck Bajnai  
 Information: Stan VanDruff  
 Membership: Dan Luttrell  
 Newsletter Editor: Bob Marchese  
 Past President: Lee Scarborough  
 Past President: Ray Deyo

## Meeting Schedule

December	12/20/2018	June	6/20/2019
January	1/17/2019	July	7/18/2019
February	2/21/2019	August	8/15/2019
March	3/21/2019	September	9/19/2019
April	4/18/2019	October	10/17/2019
May	5/16/2019	November	11/21/2019

I think we may have miscommunicated a bit about the election of officers. All board members are elected (not appointed). We do have 4 officers but the only difference is they have to be AAW members. The positions that are appointed are the committee chairs and liaisons. See Chairperson list above. Bruce



**Contact the store at: [804-355-3945](tel:804-355-3945)**

Fax: 804-355-2532

Email: [richmond-retail@woodcraft.com](mailto:richmond-retail@woodcraft.com)

9862 West Broad Street  
 Glen Allen, VA 23060

Organizations such as the Richmond Woodturners, Penturners and carving clubs would not exist if it weren't for the kindness of their sponsors. We are blessed and grateful to have the Richmond Virginia Woodcraft store supporting us and our activities.

Please remember this and support them at every opportunity!

For the classes provided at this location see: <https://www.woodcraft.com/stores/richmond/classes>

Look for classes taught by Ray Deyo, Clark Brummett, David Sterling, Brian Noble-Marx and others

## FOR SALE

One Way 24-36 Lathe. 24" extension on one end and 17" extension on the other end.

Custom hand wheel, custom lights, made for lathe. Two banjos, three tool rests, three face plates and wheels to transport. \$3,500.

Lots of other things that go with Lathe. Sold separately. Welcome to come out

And try to see if it would work for you.

Deane Cox, Goochland, VA

804 556-5273 (home)

804 922-3830 (cell)