

Richmond Woodturners

Newsletter September 2020



Richmond Woodturners is an AAW sponsored 501(c)3 chapter qualified to receive tax deductible bequests, devises, transfers or gifts per IRS Sections 2055, 2016 or 2522. Donors can deduct contributions made to Richmond Woodturners under IRS Section 170.

The August meeting started with a welcome to all with a brief introduction to all logged into Zoom (35 at the time I counted). Old and New business was covered followed by a display of the photos of the Show and Tell works that were turned in.

Frank Penta followed with demonstrated live from Raleigh, NC. He demonstrated how he incorporates off center turning into the base of a platter for decoration and embellishment as well as for a solid footing. During the demo, Frank showed several samples of his work, including glue-ups, how to cut and form the glued-up pieces. He also showed how he sharpens tools and how to handle the tools while turning. Finally, Frank displayed several small turnings that (like bottle stoppers) that were turned off-center by simply pushing the work off-center just before tightening the scroll chuck. He closed the demo with a discussion and question and answer period.



Frank Penta as seen during his demo

To download a PDF of the handout that describes the complete process (as well as for other handouts), copy and paste the following URL address into your browser.

<http://www.frankpenta.com/index.php/projects/projects/detail>



The Objective



Several Samples



One of the many glue-ups



A finished platter

In This Issue

Notes of Last Meeting	1	Board Officers	11
Frank Penta Demo	1	Future Demos	11
President's Letter	2	Worldwide Online Symposium	12
Election Announcement	3	Quarterly Challenge List	13
AAW's FREE membership!	4	Richmond Chapter Info	13
AAW's On line Demo Colander	4	Tops for Kids	13
Challenge Photos	5	Library List	14-15
Get Involved	6	Tools to Borrow	16
Show and Tell Photos	6-7	Woodcraft Info	17
Steve Schwartz Special	8	Where We Meet	17
Amazon Smile Benefit Program	9	Our Sponsors	17
Annual Finance Report	10	For Sale #1	18
		For Sale #2	19

President's Message

I for one thoroughly enjoyed our demo last month by Frank Penta. Thank you Dave for setting that up. I know that a few of us have since then taken advantage of one or more of his live virtual demos. Personally, I needed that kick to spice up pieces with laminations beyond the simple brown bowl. Frank Penta is well worth following if his style interests you.

Well folks, September is here and just about time for that cooler fall weather that some of us so much enjoy. With that, our November elections for 2021 are right around the corner and at stake is your club's future. Let's not let this Covid situation be the critical illness that sucks the life out of Richmond Woodturners. We're better than that. The ban on large group meetings has created an anxious environment where all we've had to do for the last five months to be a member of RWT is to sit at home in the comfort of our favorite chairs and tune into Zoom meetings. This is not the environment that is good preparation for a request to participate from members. My most humble apologies if this is a bit blunt, but we have to have a higher level of member support / participation in order to keep Richmond Woodturners going in the future. And that future is here and now.

Perhaps this list is elsewhere in this newsletter. We have six key positions to fill from nearly 100 members on the books:

President: - Open

Secretary: have 1 Candidate

Info/ Web Director : have 1 Candidate

Activities Director: Open

Newsletter Editor: Open

Past President: have 1 Candidate

If you are even the slightest bit interested in becoming more involved with club operations, please let me or any other board member know of your interest. This invitation is open to members who might be serving for the first time, as well as former board members. One does not have to have moved thru the ranks before taking on a key position. It only takes the willingness to serve and a bit of dedication a few hours per month. Richmond Woodturners means a lot to me. Having only been in the club a few years myself, I have had plenty of RWT enabled memorable turning experiences, too many to list here. I'm sure many of you have had many similar experiences and a rewarding history with RWT, and similar feelings about wanting Richmond Woodturners to thrive and continue. This is an opportunity for RWT to thrive, grow, and emerge from the pandemic with even more to offer to present and future members. For those club members who have not yet taken the opportunity to take part in our live remote meetings, I strongly encourage you to do so. We look forward this month to hearing from Chuck Horton discussing his coring system and his video setup for this live remote demonstration.

I was strolling around an outdoor event a few weeks back that included a booth featuring wood turnings on display. Like a magnet, I was pulled to it as you might imagine, and near enough to notice someone who looked like he might have some experience pick up a piece from the table. As he looked at it, he said rather loudly, "I don't like this. The form is all wrong, too thick, proportions all wrong", etc., and set it back down and walked away. Just a few minutes later I noticed a woman pick up that very same bowl. She turned to her companion and commented, "Isn't this the prettiest thing we've seen all day? I just love it". I don't know if she bought it, but the two varied reactions to that bowl prove that beauty is in the eye of the beholder. Art is not limited to color, shape, the golden mean, or Greek proportions. If you made it, and like it, whether you keep it, give it away or sell it, whoever has it will enjoy too. Enjoy and be creative.

Bill Buchanan

Buchanan198@gmail.com

November 2020 Meeting: We will hold elections for officers as listed in upper table.

Officer	January 2019 Term	Current	Candidate(s) for 2021
President	2 years - Expires 12/2020	Bill Buchanan	
Secretary	2 years - Expires 12/2020	Vacant	

Board Position	January 2019 Term	Current	Candidate(s) for 2021
Activities Director	2 years - Expires 12/2020	Georgia Wood	
Information / Web Dir.	2 years - Expires 12/2020	Stan VanDruff	
Newsletter Editor	2 years - Expires 12/2020	Bob Marchese	
Past President #2	2 years - Expires 12/2020	Ray Deyo	

Officers and Board Members Remaining in Office for 2021:

Officers	January 2020 Term	Current
Vice President	2 years – Expires 12/2021	Dave Bushman
Treasurer	3 years (2019) Exp. 12/2021	Cody Walker

Board Position	January 2020 Term	Current
Past President #1	2 years – Expires 12/2021	Lee Scarbrough
Resource Director	2 years – Expires 12/2021	Stan VanDruff
Membership Director	2 years – Expires 12/2021	Chuck Bajnai

Committee Chairs – Appointed Positions:

Turning Competition	Jim O’Hanlon
Audio / Visual	Jared Parker
FaceBook	Jared & Barbara Dill
Contributing Writer	Izumi Miller
Photographer	Tim Warren
AAW / Women in Turning	Meg Turner
Nominations Chair	Lee Scarbrough

8/10/20 update

Tell your friends to sign up for AAW's FREE membership!


Did you know that your friends and chapter colleagues can sign up to get all the benefits of online AAW membership FREE? Once they sign up, they'll get full access to all digital content including AAW publications *American Woodturner* and *Woodturning FUNDamentals*. Plus, they'll get a digital membership card, weekly and bimonthly e-newsletters, and have access to Explore, Video Source, online learning portals, optional public profile as a Demonstrator and/or Maker with image availability, and more. All of this is **FREE** for up to 90 days.

Here's where to sign up:

Affiliate Membership: For friends who are members of local chapters. https://www.woodturner.org/Woodturner/Join-Pages/Affiliate-Membership.aspx?_zs=tuDib&_zl=QT0D2

Guest Membership: For friends who are unaffiliated with a chapter. https://www.woodturner.org/Woodturner/Join-Pages/Guest_Online-Memberships.aspx?_zs=tuDib&_zl=RT0D2

For help, please contact us by phone Monday through Friday, 8:30 a.m. to 4:30 p.m. (CST) at 877-595-9094 (toll free U.S.) or 651-484-9094 or email us at memberservices@woodturner.org.



NEW: Remote Demonstration Calendar

Health and safety measures prompted by COVID-19 have shifted everyone's approach to countless events, including woodturning education. Online learning is now at the forefront.

That's why AAW is excited to unveil its new Remote Demonstration Calendar, a one-stop source for a wide variety of online woodturning demos presented independently by AAW member demonstrators.

- **AAW Members:** The calendar offers you an assortment of upcoming online demonstrations to choose from. You'll be able to find a demo that fits both your interests and your schedule. You'll be able to book your spot on the demonstrator's website by clicking the "Register" button.
- **AAW Member Demonstrators:** The calendar offers you important visibility for your online events to AAW's 15,000+ members globally. You'll be able to submit your upcoming events easily online too.

Check out the Remote Demonstration Calendar today! The Remote Demonstration Calendar can be found on the AAW website under "Events."

The Challenge - Make a pair of holders in style of Rude Osolnik. Simple lines, yet elegant and subtle



David Bushman



Bruce Robbins , Cherry; Candles Mahogany



Dan Luttrell



Steve Kellner, One Rudi style and 3 what I'm calling Rudi with a twist. All are sycamore with tung oil finish. Size is 3" dia x 12", 9" and 6" (twisted) and 12" (Rudi) heights. Blanks were all 2" longer than finished candlesticks and twisted axis were off-set 1" from center and turned at 120 deg twist. Bill said we should show our mistakes. In this case, I snapped the standard Rudi but was able to bore holes in each piece (had tenons on both ends), insert a dowel, and then re-turn final shape.



Steven Scarbrough,
Ribbon Maple

Get Involved

COMMITTEE CHAIRS AND VOLUNTEERS FOR 2021:

President:	Open
Secretary:	have 1 Candidate
Info/ Web Director :	have 1 Candidate
Activities Director:	Open
Newsletter Editor:	Open
Past President:	have 1 Candidate

Curious about what is involved in being part of any committee? Some are self-explanatory, some are not. [Let us know your questions](#), or talk to the member who is already on that committee for more info. Your active participation is needed to keep the Club enjoyable and entertaining!

Show and Tell



Bill Buchanan, Alexa v1: Candlestick Phone, Walnut, 10 turned components. 5" x 14" tall



Alan Harrell, 6 X 9, Gum bowl, finished with tung oil and min wax



Jerry Harvey, Silver maple with black lacquer and Josanja luminescent acrylic dropped in center and spun to create design

Show and Tell - Continued



Ray Deyo , 27" Birch vessel held by 6 & 10 year old grandchildren. Ready for finishing and tenon removal.



Bruce Robbins, Basket Illusion Pens, Walnut and Acrylic Paint



David Bushman, salad bowl



Dan Luttrell



Dan Luttrell, Spalted Maple, CA finish, 2" dia x 5-1/2, 7-1/2, 9-1/2, & 11-1/2" tall, With safety feature.



Dan Luttrell, Cherry burl, lacquer., 3-1/4 dia x 4-1/4 tall

Steve Schwartz



744 Charapilla Cave art bowl

Attached are the 744 Charapilla and 4 detail views of another in my series of Neanderthal art taken from caves in Spain. Each of the different animals are textured with a different pattern using pyrography. The figures are cut out of an adhesive stencils, textured then airbrushed with black India ink to sharpen them up to the edged of the stencil. I finished with a little gold rubbing compound to give them an antiqued look. The wood is Charapilla which goes by at least 3 other names and is extremely dense and brittle. The finished piece looks very much like Mahogany but heavier.



Detail 1



Detail 2



Detail 3



Detail 4

New Feature: Richmond Woodturners who shop on Amazon. com

Richmond Woodturners recently registered with Amazon's program to support charitable organizations: Amazon Smile. Its an easy, no cost way for your club to benefit from Amazon shopping expenditures.

Amazon is a simple and automatic way for you to support your favorite charity; Richmond Woodturners. When you shop at [Smile Amazon.com](https://smile.amazon.com), you'll find the exact same products, prices and Amazon Prime benefits as with Amazon.com with the value added bonus that Amazon will donate .5% of purchases price to Richmond Woodturners.

Here's how it works:

To shop at Amazon Smile, simply go to <https://smile.amazon.com> from the web browser on your computer or mobile device. On your first visit, you may need to designate Richmond Woodturners to receive donations before you begin shopping. We are now one of over a million charitable organizations registered with Amazon Smile. From then on when you enter Amazon through <https://smile.amazon.com> every eligible purchase you make will result in a donation to your club.

Buyers can use their same login and password they currently use. Any saved lists and profiles automatically transfer over as well.

Please consider registering with Amazon Smile and designating your club as beneficiary. You are welcome to encourage friends and family to do likewise. We hope to update membership on a regular basis on donations gained from this unique program.



Please catch up dues if not already done so. Dues can be mailed to:
Cody Walker. 19373 Vontay Rd. Maidens, Va. -23102-

Richmond Woodturners
Annual Income and Expense Summary
12 months Ending Jun 30

	2018	2019	2020
Beginning Balance	\$9,740.55	\$7,476.81	\$7,111.92
Income	\$3,466.69	\$2,517.00	\$4,415.44
Expenses			
Checks	\$30.70	\$0.00	\$0.00
Audio/Video Equipment	\$3,589.18	\$347.48	\$0.00
Office Supplies	\$56.80	\$0.00	\$673.39
Show&Tell GCs, Tools and Equip	\$1,625.39	\$325.00	\$684.91
Competition Ribbons	\$139.50	\$149.04	\$0.00
AAW Insurance	\$95.00	\$300.00	\$0.00
Christmas Party & Picnic	\$93.86	\$112.09	\$115.58
Club Incorporation & 501 C(3)	\$0.00	\$0.00	\$200.00
Demos/ Workshop	\$0.00	\$1,548.28	\$2,249.55
Exhibition and Demo Exp (4H)	\$0.00	\$0.00	\$484.78
Store Owner Gift Card	\$100.00	\$100.00	\$413.91
Extra Club Shirts (to be sold)	\$0.00	\$0.00	\$90.56
Donation in honor of deceased member	\$0.00	\$0.00	\$0.00
Total Expenses	\$5,730.43	\$2,881.89	\$4,912.68
Ending Balance	\$7,476.81	\$7,111.92	\$6,614.68

Please catch up dues if not already done so. Dues can be mailed to:
Cody Walker. 19373 Vontay Rd. Maidens, Va. -23102-

Board Officers

Bill Buchanan - President
Dave Bushman - Vice President
Vacant - Secretary
Cody Walker - Treasurer

Directors

Chuck Bajnai - Membership Director
Georgia Wood - Activities Director
Stan VanDruff - Resource Director
Ray Deyo - Past President
Lee Scarbrough - Past President

Committee Chairpersons

Jim O'Hanlon - Turning Competition
Jared Parker - Audio/Video
Vacant - Social Media
Meg Turner - AAW Women in Turning Liaison

Newsletter Staff

Bob Marchese - Editor
Izumi Miller - Contributing Writer
Tim Warren - Photographer

Current Paid-up Membership is 100

Snacks & Drinks Providers

Perhaps in Jan 2021

Of course you are always welcome to bring a drink and a snack for yourself at the Zoom meetings.

See you in person, hopefully soon.

Finances

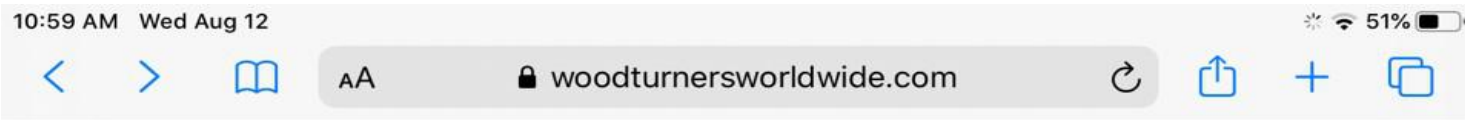
Previous Balance	\$6,639.68
Income	0
Expenses	507.55
Current Balance.	\$6,132.13

Future Demonstrations – An Update

September – Chuck Horton will provide a live demonstration of his coring system from his workshop in Williamsburg. At the conclusion of his demonstration, he will discuss his video setup for the demonstration.

October - To kick off our 4th quarter “something that makes a sound” challenge Ted Beebe will demonstrate how he used his lathe to create a guitar. Ted was featured in an article in the June edition of American Woodturner. He will be coming to us from his workshop in Vermont.

For more info go to: <https://www.woodturnersworldwide.com> Actually 8 days to the event!



WOODTURNERS WORLDWIDE ONLINE SYMPOSIUM

Register Now

Home Schedule Speakers Contact Overview What to Expect Topics Interactive Vendor Hall FAQ About

43 DAYS TO THE EVENT

Woodturners Worldwide Online Symposium

Join us to learn from professional woodturners without ever leaving your home. You can watch, pause, and follow along with presentations in your own shop, adding a much greater understanding to what you're seeing.

If you'd prefer to pay with Venmo or Paypal, email me, Matt@woodturnersworldwide.com

Sep 24, 11:00 AM – Sep 26, 6:00 PM

Online Symposium

Register Now



FAQ

Please catch up dues if not already done so. Dues can be mailed to:
Cody Walker. 19373 Vontay Rd. Maidens, Va. -23102-

Quarterly Challenges

The Challenges are regularly scheduled for the third month of each quarter (March, June, September, and December). Entries will be E-mailed to Bob Marchese at: robtmarchese@gmail.com, 585-409-7087. Note that more than one photo (views) are allowed, they will be edited as needed.

3rd: Rude Osolnik: Make a pair of candlestick holders in style of Rude Osolnik. Simple lines, yet elegant and subtle.

4th: Musical Instruments - Or item to create tones... not necessarily correct crisp tones, (CB recommended)

2021 Challenges

1st qtr: Lost Wood a la Art Liestman

2nd qtr: For the Kitchen, other than bowl / platter

3rd qtr: Four part item with at least 4 individually turned components

4th qtr: Child's toy . With kid safe parts / finish

Richmond Woodturners Info

Our club normally meets on the third Thursday of each month at the Richmond Woodcraft Store (see last page for directions). However, during the unusual and temporary situation with the Covid, we are gathering our members via Zoom. The Zoom link will be sent to all our members each month. Should other individuals who are interested become known to us, we will send them a link as well.

Our current website page can be accessed at the following link:

<https://www.richmondwoodturners.org>

Dues are \$25. per year and due each January. Guests are welcome. Special rates for those who join late in the year. See Chuck Bajnai the Membership Director. Contact him at csbajnai@gmail.com or at the meeting for more information.

Current Paid-up Membership is 100

Tops - Operation Christmas Child

Ray Melton continues to sponsor a version of the tops for kids programs. For complete information contact him at 804-814-5712. Or at: RayMelton@hometownrealtyservices.com and at raym@htrsi.com . Ray stated: Yes he will be collecting tops again in early November. They may be brought to the Woodcraft store. Here is a link to a video to show just how easy they are to make:

<https://www.youtube.com/watch?v=UWpV9dBpbME&feature=youtu.be>

Inventory of Published Materials - Closed for the time being

Title	Author	Subject Matter	Format	# of copies
2012 Virginia Woodturners Symposium, Inc	Program Booklet	Multiple projects for turning	Book	2
2014 Virginia Woodturners Symposium, Inc	Program Booklet		Book	
2016 Virginia Woodturning Symposium, Inc	Program Booklet	Multiple projects for turning	Book	2
500 Wood Bowls	Numerous artists	Collection of images of 500 different bowls	Book	
7 Great Projects for the Smaller Lathe	Bill Bowers		Book	
Beyond the Basic Bowl	Bill Grumbine	Advanced Bowl Techniques	Book	
Beyond Turning Basics	Jack Cox	Off-Center, Coopered ad Laminated Work	Book	
Collectors of Wood Art	SOFA Chicago 2002		Book	
Common Native Trees of Virginia	VA Department of Forestry	You guessed it....trees	Book	2
Dick Sing Turns Miniature Birdhouses	Dick Sing	Miniature Birdhouses	Book	
Encyclopedia of Wood	Time/Life Books		Book	
Lathes and Turning Techniques	Best of Fine Woodworking		Book	
Multi-Center Woodturning	Ray Hopper		Book	
Pens From the Wood Lathe	Dick Sing	Step by step instructions for the woodturner	Book	
Tops Making the Universal Toy	Michael Cullen	Tops	Book	
Turn A Bowl	Ernie Conover	Instructions on turning multiple bowls	Book	
Turn A Bowl	Ernie Conover	Getting great results, the first time around	Book	
Turning Bowls	Richard Raffan	Instruction on turning multiple bowls	Book	
Turning Custom Duck and Game Calls	Ed Glenn and Greg Keats	The Complete Guide for Craftsmen, Collectors and Outdoorsmen	Book	
Turning for Furniture	Ernie Conover	Creating Furniture Parts on Your Lathe	Book	
Turning Ornaments and Eggs	Dick Sing	Ornaments and eggs	Book	
Turning Pen and Desk Accessories	Mike Cripps		Book	
Turning Projects	Richard Raffan	Multiple projects for turning	Book	
Turning Wood	Richard Raffan	Comprehensive instruction in turning wood projects	Book	
Unique and Unusual Pens for the Wood Lathe	Dick Sing		Book	
Woodturning Christmas Ornaments	Dale L. Nish	Making different Christmas ornaments	Book	2
Woodworkers Guide to Sharpening	John English	All you need to know to keep your tools sharp	Book	
AAW Turning Projects from Scrap	Robert Rosand	Using scraps to create turnings	DVD	
Bandsaw Tuning	Alex and Howard Snodgrass		DVD	
Basic Pen Turning	Bill Baumbeck		DVD	
Bending to Turn	Tom Crabb	CVWT Demo	DVD	
Bowl Basics: A Workshop with Mike Mahoney	Mike Mahoney	Turning Bowls	DVD	
Closed-End Pens	Ed Davidson		DVD	
Decorative Utility Bowls	Trent Bosch		DVD	
Hollow Forms and Urns	Mike Mahoney	A Workshop	DVD	
Hollow Forms the Easy Way	Lyle Jamieson	Hollow forms	DVD	3
McNaughton Center Saver	Mike Mahoney	Center saver	DVD	2
Pyrography	Molly Winton	Wood burning	DVD	
Relief Carved Embellishments for Woodcarvers and Woodturners	Tony Cortese	Embellishments	DVD	

Inventory of Literature - Continued

Title	Author	Subject Matter	Format	# of copies
Relief Carved Embellishments for Woodcarvers and Woodturners	Tony Cortese	Embellishments	DVD	
Segmented Turning :A Learning Experience	Bill Kandler	Segmented turning	DVD	
Square Oriental Box	Jimmy Clewes	Turning a square box	DVD	
Starting Out Woodturning	Robert Sorby	Introduction to woodturning A guide to getting the maximum from your wood with a minimum of problems,	DVD	
The Aesthetics and Properties of Wood	John Jordon	2 Volume Set	DVD	
The Ellsworth Signature Gouge	David Ellsworth	Using Signature Gouge	DVD	
The Skew Chisel	Alan Lacer	The dark side the sweet side	DVD	
The Son of Skew	Alan Lacer	Challenge Projects for a Skew Duet	DVD	
Turn it On	Jimmy Clewes	3 Volume Set	DVD	
Turn it Up	Jimmy Clewes	3 Volume Set	DVD	
Turned Bowls Made Easy	Bill Grumbine	From a log in the forest to a bowl you will be proud to give or sell to anyone	DVD	
Turning for Food	Nic Cook	Kitchen Related Projects	DVD	
Turning Pens Video II	Kip & Rex	Pen Making	DVD	
Turning Pens Video II	Kip & Rex	Pens plus tips and tricks	DVD	
Turning Projects	Richard Raffan		DVD	
Turning the World with Jimmy Clewes	Jimmy Clewes	3 Volume Set	DVD	
Vessels of Illusion	Trent Bosch		DVD	
Whale Bone	Max Prosi	Richmond Woodturners 7/18/19	DVD	2
Woodturning Tools	Robert Sorby	Using tools	DVD	
Woodturning: Shopmade Tools and Jigs	Alan Lacer	Making woodturning tools	DVD	
American Woodturner		Summer 2005, Vol 20, No 2	Periodical	
Segmented Turning: A Complete Guide	Ron Hampton		Periodical	
Woodworking Projects	Sunset Magazine		Periodical	
American Woodturner Fall 2004		Holiday projects, funeral urns, turner's bandsaw	Periodical	
American Woodturner Spring 2004		5 Giants in turning: Prestini, Stocksdale, Moulthrop, Lindquist. Osolnik	Periodical	
American Woodturner Winter 2005		Layered bowls, lidded ball, segmented school	Periodical	

Directions to borrow any items See (is being developed by Meg Turner)

Tools to Borrow - Closed for the time being



Threading Set



Set of Hollowing Tools



Spiral Texturing Tool



Chatter Texturing Tool



Spiral Texturing Tool



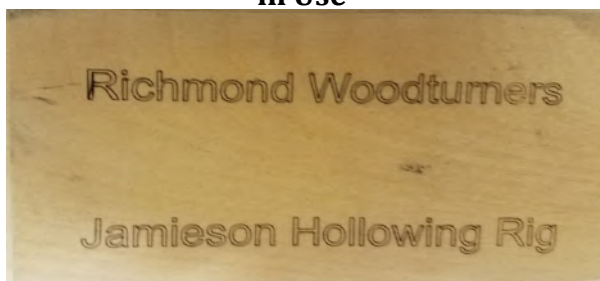
Spindle Gouge



Jamieson Hollowing Rig, As Set Up and in Use



Two sets of tools



Jamieson Hollowing Rig - Stored in large Box in Cabinet



Contact the store at:

Phone: [804-355-3945](tel:804-355-3945)

Fax: 804-355-2532

Email: richmond-retail@woodcraft.com

9862 West Broad Street

Glen Allen, VA 23060

Organizations such as the Richmond Woodturners, Richmond Penturners and James River Woodcarvers would not exist if it weren't for the kindness of their sponsors. We are blessed and grateful to have the Richmond Virginia Woodcraft store supporting us and our activities. Members get a 10% discount on meeting nights for most turning related items.

Please remember this and support them at every opportunity!

For the classes provided at this location see:

<https://www.woodcraft.com/stores/richmond/classes>. Look for classes taught by Ray Deyo, Clark Brummett, David Sterling, Brian Noble-Marx and others.



Mike Leigher

Got Wood? LLC - Online at <https://www.turningblanks.net>

Phone: (864) 378-5200

Email: service@turningblanks.net or mike@turningblanks.net

Lathe, Tools, and Accessories Sale List #1

Subject: Richmond Woodturners For Sale Item

Date: Tue, 1 Sep 2020 01:37:58 -0400

From: R. Androse Glover <androsephoto@gmail.com>

I recently acquired a large number of woodworking tools from my deceased grandfather. Most of them I won't use so I'm looking to sell those in order to hopefully buy a nice used lathe. What I'm getting rid of includes a scroll saw, plainer, joiner, jet standup dust collector on wheels, motorcycle/ATV jack, Ryobi compound miter saw, and I'm sure there will be more as I continue to clean out and organize. I've already placed ads for several items on FaceBook Marketplace but, with my end goal of a used lathe, I figured you might be able to help me sell what I've got.

As for the lathe I'm looking for something 36" long but it doesn't need a deep sweep. I work mostly spindles and want to do canes. Electronic variable speed is ideal. My current lathe uses a belt and changing speed means coming to a complete stop each time. Legs or a stand preferred but I can make due without. I figure something new like I'm looking for would be \$2-3k, but I'd like to stay under half that if possible.

I know I'm throwing a lot at you, but I sincerely hope you can help. Thanks

Lathe, Tools, and Accessories Sale List #2

My wood turning activities have come to the end of the road. All the various joints in my body protest to some extent when I stand at the lathe for any extended period. So I am selling all of my equipment, tools, and accessories. I am not sure which the club prefers to get this list of equipment to all members, publishing in the newsletter, or sending as a separate email to members. Possibly a reference in the newsletter to a separate email being sent. Thank you,

Andy Hammer 804-337-5076

Powermatic 3520B with 18 inch bed extension	\$5,000
Oneway Lighting System	\$375
220 Volt Master Cut Off	\$0
Various Tool Rests	\$300
Various Drive Centers	\$150
Various Tailstock Centers	\$400
Various Tailstock Chucks	\$200
Nova and Supernova 4 Jaw Chucks	\$450
Jaw Sets, Cole Jaw Set	\$300
Above with Gouges and Scrapers and Rack	\$7,175
Oneway Easy-Core Coring System 20 inch Core Base With 9 inch Coring Knife	\$343
1616 1/4 inch Coring Knife	\$198
4 Leg Steady Rest 4 Leg Steady Rest	\$260
Single Post Steady Rest	\$89
30 Plus Bowl Gouges, Spindle Gouges, Scrapers	\$2,700
Rolling Rack to hold 33 Gouges and Scrapers	\$0
Wolverine Sharpening System for Gouges	\$80
Slow Speed Grinder on table	\$250
High Speed Grinder on stand	\$250
Vacuum Pump and Connectors	\$200
Various Vacuum Chucks	\$150
Various Handles (Kelton, etc.), Cutters, Texture Tool	\$400
Kelton Hollowing Captured Bar system	\$300
Various Bars, in length and Diameter	\$250
Various Cutting Bits and Holders	\$200
Everything Total	\$13,386