



# RICHMOND WOODTURNERS Newsletter

February 2023



## CONTENTS


FEATURE .....	1
Presidents Corner .....	2
Notes from Penturners .....	2
February Program .....	2
Quarterly Challenges.....	2
Treasurer's Report.....	2
Future Demonstrations .....	2
January Program .....	3
Garage Sale .....	5
Show and Tell .....	6
2023 Officers and Committees .....	13
QR CODE.....	13
From the Editor.....	13
Upcoming Events .....	13
Tips and Tricks .....	14
Amazon Smile .....	14
Sponsors and Friends of the Club....	15

## FEATURE

**David Bushman**, Vice President of the club for three years has arranged the monthly demonstrations. David was asked to tell us something about what being a member of the club means to him and something about his work with arranging the demonstrations. Thank you David for all the work and dedication to the club!

“One mistake I made when I started wood turning in 2012 was to not join the local wood turning club. I retired in 2016 and shortly after joined the Richmond Woodturners club and realized what I had been missing those first four years of wood turning. The collection of experience that I could tap into every third Thursday or in between was priceless. I became Vice President of RWT in January 2020 following in the footsteps of my predecessor Jim Bumpass. About 2 months into my tenure COVID hit and suddenly the in-person meeting was gone and Zoom was the norm. Initially the list of people doing remote demos was not very long but fairly quickly more and more turners who used to do in person demos jumped on the Zoom bandwagon and it became easier to find a demo to fit my program. Now we are back to in-person meetings and the goal is to tap into the vast talent base in our club and develop programming that will satisfy the interest of our experienced turners and teach our new turners some valuable and helpful skills. We will also endeavor to provide more opportunities for meeting attendees to get some hands-on experience which is most beneficial for someone new to turning. Lastly will continue to broadcast our meetings via Zoom for members who want to attend but can't be at the meeting physically.”





# RICHMOND WOODTURNERS

## Newsletter

### February 2023

## Presidents Corner

I think I am speaking for almost all members who attended the January meeting in person that it was one of our best meetings since before the pandemic! Four demos, shavings (and some saw dust) flying, and hands on work at a couple of the demo stations. My only disappointment was I didn't get to see much of a couple of the demos since I was busy at my own station. We'll be having more in-person demos and 'Turn-a-thon' meetings this year starting with one this month. We'll set up as many lathes as we can so everyone will get a chance to Turn something from dimensional lumber as practice for the first Challenge. I look forward to filling the room since it's hard to turn something over a Zoom connection.

I do want to apologize that we did not get the Zoom invitation forwarded. For future reference, I always use the same Zoom Meeting ID so you can join using an old invitation.

I'd love to see more Show & Tell entries both in the newsletter and at our monthly meeting. Just because it's not the best turning you ever made is no excuse for not sharing! And consider including pictures and descriptions of special tricks or techniques you may have used that others might like to try.

Thanks for listening.....and keep turning!

Steve K

## Notes from Penturners

The next meeting of the Penturner's club will be March 9 at Woodcraft. We will be discussing approaches to modifying Slimline kits and will have a demo on how to do a hidden clip. As always, we will start the meeting with showing off your pens. If you have a modified slimline, please bring it and be prepared to discuss your approach.

Cody Walker will be doing a pen turning demonstration at Woodcraft on February 25, 2023 from 1:00 - 2:00

## February Program

2 x 4 turning marathon – We will set up as many lathes as possible and everyone in attendance will have the opportunity to create something. We will have an ample supply of 2 x 4 squares and 4 x 4 cubes along with some pieces suitable for spindle turning. A lot of chips will be flying and hopefully a lot of fun had.

## Quarterly Challenges

1st quarter- - Make something from a piece of common dimensional lumber. There was no restriction on size or length, i.e., 2 x 4, 2 x 6, 4 x 4, etc., with a reasonable length.

2<sup>nd</sup> quarter- goblet with captured ring

3<sup>rd</sup> quarter- turn something with feet

4<sup>th</sup> quarter- turn a Christmas ornament

-

## Treasurer's Report

The current balance stands at \$13,707.41, including the proceeds from the Garage Sale and after payment of AAW insurance fee (\$200) and the SCC Annual Registration fee (\$25). I also filed the annual informational report required by the SCC.

## Future Demonstrations

**March** – Shop Tours and first quarter challenge.

**April** Robert Gundel will be giving an in person demonstration on how to create a goblet with a captured ring.

**May** – Brian Noble-Marx will be giving an in-person demonstration on his Ovoid bowls. He is a very talented woodworker and creates beautiful furniture and carvings. His website is [www.noblemarx.com](http://www.noblemarx.com).



# RICHMOND WOODTURNERS Newsletter February 2023

## January Program

We had four live demonstrations going simultaneously. Attendees were able to follow which ever topic they chose. The presenters and topics were as follows:

**Ray Deyo** – Ray demonstrated how to make a captured ring using a store-bought tool and a homemade tool.

**Steve Kellner** – Steve demonstrated his templating system for making Hawaiian style repairs.

**Chuck Horton** – Chuck demonstrated how he created his Christmas snowman ornaments. There were some opportunities for hands on turning.

**David Bushman** – David demonstrated how to make threaded inserts for vessels and boxes out of PVC electrical conduit fittings and how to use them.



Each demonstrator gave attendees the opportunity to practice what was being demonstrated.






# RICHMOND WOODTURNERS Newsletter February 2023

## January Show and Tell Presentations pictures





# RICHMOND WOODTURNERS Newsletter

February 2023

## Garage Sale



## CELEBRATING A SUCCESSFUL GARAGE SALE

Thanks to the generous donors and attendees the Richmond  
Woodturners club raised

**\$1,534.51**

A salute to Ray Deyo, who headed up the project, and his team, Bill Buchanan and  
Larry Yancey. Thank you guys for all the work you did to make this such a  
tremendous success.



# RICHMOND WOODTURNERS Newsletter February 2023

## Show and Tell

*Cody Walker*



Basket illusion Pen



Stingray (winged box) made with a  
scrap piece of 2x8, 13" wing tip to  
wing tip, stained with a Minwax Poly stain.



# RICHMOND WOODTURNERS Newsletter

February 2023

## *Chuck Horton*

Embellished Maple Platter, 10" diameter x 2" high,  
finished with Minwax Antique oil.



## *Ray Deyo*

Stack of bowls used to replenish give-aways: 2 red  
oak, 1 white oak, 2 maple, 3 spalted maple, 3  
honey locust.





# RICHMOND WOODTURNERS Newsletter

February 2023

## *Bill Jenkins*

Triple Low Back Settee



## *Kevin Fitzpatrick*



2" by 3" red oak box. I finished it, removed both tenons, sanded to 1000 grit, and set it aside. The next morning the top no longer fit. Returned it to the lathe. It fits well now.

## *Terry Stephens*



2 awls I made





# RICHMOND WOODTURNERS Newsletter February 2023

## *Chuck Bajnai*

Experimentation MINI BOWLS \*Pine bowls from 2x6 \*1st time making feet \*1st time using new airbrush \*1st time adding texture \*1st time making square bow



Redwood and basswood.

Finished it with CA glue and Magic Juice.



# RICHMOND WOODTURNERS Newsletter February 2023

## *John Daniel*



This is a sycamore vessel. 11" x 7".  
Finished in Acks  
wax.



This is Hickory wood. Filled with voids. Dry and very dusty to turn. Beautiful wood. Wax finish.  
4" high x 5" wide.



# **RICHMOND WOODTURNERS**

## **Newsletter**

**February 2023**

*Dan Luttrell*



Maple Spring



Maple Lollygag

*Jerry Harvey*



Turned and carved Cigar ashtray.  
Purple Heart and Rubio Monocoat



# RICHMOND WOODTURNERS

## Newsletter

February 2023

*Ron Bishop*



12 1/2" x 3 3/4" Walnut Root Burl

Liberon Wiping Oil

*David Bushman*



They are both turned from a 2 x 4 scrap.



# RICHMOND WOODTURNERS Newsletter February 2023

## 2023 Officers and Committees

### Officers

President – Steve Kellner  
Vice President – Dave Bushman  
Secretary – Chuck Horton  
Treasurer - Cody Walker

### Directors

Membership Director – Chuck Bajnai  
Activities Director – Katherine Harris  
Resource Director – Stan VanDruff  
Past President #1 – Ray Deyo  
Past President #2 – Bill Buchanan

### Committee Chairpersons

Turning Competition – Jim O’Hanlon  
Audio/Video – Jared Parker  
Social Media – Vacant  
AAW Women in Turning Liaison – Meg Turner

### Newsletter

Editor – Larry Yancey

## QR CODE

Jared Parker developed this QR Code to make it easy to log on to the club website. In case you don’t know how it works, simply point your smartphone camera at it (As if you were going to take a picture, but don’t click.). A text link will pop up on your phone’s screen. Touch the link and the club website will appear.



## From the Editor

**MEETINGS-** Meetings are on the 3rd Thursday of the month and convene at 6:30 p.m. Come at 6:00 p.m. to socialize and help set up. It is highly recommended that you should be fully vaccinated and boosted. Feel free to wear a mask as well. If you are attending via Zoom, you may log in at any time after 6:15 p.m.

**SHOW AND TELL** Email pictures of your work to the newsletter editor at [rwtnewsletter@gmail.com](mailto:rwtnewsletter@gmail.com) for publication in the newsletter. and presentation used for the meeting. Submittals to [rwtnewsletter@gmail.com](mailto:rwtnewsletter@gmail.com) will automatically be forward to Steve Kellner.

## Upcoming Events

### Mid-Atlantic Turners Expo

March 31 - April 2, 2023 in Fredericksburg, VA at the Fredericksburg Expo Center. Please check out the website or Facebook page for more details.

<https://midatlanticexpo.org>

[www.facebook.com/midatlanticturnersexpo](http://www.facebook.com/midatlanticturnersexpo)



### AAW 37th Annual International Woodturning Symposium

Louisville, Kentucky  
June 1-4, 2023

### Registration Information

Member Discounted Registration

\$355 before May 1, 2023

\$410 after May 1, 2023 and onsite.

Includes access to all demonstrations.

General Registration

\$425 before May 1, 2023

\$480 after May 1 and onsite

Includes access to all demonstrations and an annual AAW General (Individual) membership.



# RICHMOND WOODTURNERS

## Newsletter

### February 2023

## Tips and Tricks

From Chuck Bajnai

"In January's Show and Tell, I presented a wood pen that was finished with Magic Juice, from Turners Warehouse (\$35 for the (6) one-ounce bottles). It is a 6-part CA finishing compound that worked as well or better than the nine step micromesh. 1. Finish pen with CA like normal, 2. Sand to 1200 3. Apply the 6 finishes of Magic Juice (after bottle 1, the finish is already near the 8000 micromesh) 4. Buff if you feel the need.

I am a convert because it is faster and less risky than micromesh. I got better results on the ends of each blank.



## Amazon Smile

Attention: Richmond Woodturners who shop on Amazon. com

Richmond Woodturners recently registered with Amazon's Smile program to support charitable organizations. It's an easy, no cost way for your club to benefit from Amazon shopping expenditures.

Amazon Smile is a simple and automatic way for you to support your favorite charity; Richmond Woodturners. When you shop at Smile.Amazon.com, you'll find the exact same products, prices and Amazon Prime benefits as with Amazon.com, with the added bonus that Amazon will donate .5% of the purchase price to Richmond Woodturners.

Here's how it works: to shop at Amazon Smile, simply go to <https://smile.amazon.com> from the web browser on your computer or mobile device. On your first visit, you may need to designate Richmond Woodturners to receive donations before you begin shopping. We are now one of over a million charitable organizations registered with Amazon Smile.

From then on when you enter Amazon through <https://smile.amazon.com/> every eligible purchase you make will result in a donation to your club.

Buyers can use the same login and password they currently use. Any saved lists and profiles automatically transfer over as well.

Please consider registering with Amazon Smile and designating Richmond Woodturners as a beneficiary. You are welcome to encourage friends and family to do likewise. We will update membership on a regular basis on donations gained from this unique program.



# RICHMOND WOODTURNERS Newsletter February 2023

## Sponsors and Friends of the Club

Organizations such as the Richmond Woodturners, Richmond Penturners, and James River Woodcarvers would not exist if it weren't for the kindness of their sponsors. We are blessed and grateful to have the Richmond Virginia Woodcraft store supporting us and our activities. Members get a 10% discount on meeting nights for most turning related items.

Please remember this and support them at every opportunity! For the classes provided at this location see: <https://www.woodcraft.com/stores/richmond/classes>

Look for classes taught by Ray Deyo, Clark Brummett, David Sterling, Brian Noble-Marx and others.



*Contact the store at:  
Phone 804-355-3945  
Fax 804-355-2532  
Email [richmond-retail@woodcraft.com](mailto:richmond-retail@woodcraft.com)  
9862 West Broad Street  
Glen Allen, Va. 23060*