



# RICHMOND WOODTURNERS Newsletter

April 2023



THE MISSION OF  
RICHMOND  
WOODTURNERS IS TO  
PROVIDE EDUCATION AND  
INFORMATION TO THOSE  
WHO ARE INTERESTED IN  
WOODTURNING AND TO  
PROMOTE WOODTURNING  
AS AN ART FORM WITHIN  
THE CLUB AND TO THE  
GENERAL PUBLIC



## FEATURE

### Shop tours

For several years members of the club have volunteered to host the "Shop Tour" team to video interview them in their shops. Ray Deyo and Stan VanDruff are the Shop Tour Team.

#### ROLE OF THE HOST

1) Identify members willing to have their shop filmed and organize dates for filming . 2) Explain the process and help shop owners prepare for the tour by supplying questions and suggestions ahead of the tour.



3) During set up, talk with owner and look at the shop, providing suggestions for emphasis or explanation  
4) During recording, gently guide the conversation with observations and questions.

#### ROLE OF THE VIDEOGRAPHER

1) A day or two before each tour, gather equipment, charge batteries, test everything. 2) Review the shop for the best angle(s) and lighting needs. 3) Set up lights, camera, microphones, and computer. 4) Record a 360-degree video panorama of the shop. 5) Record the shop tour with high-definition video and audio. 6) After the tour, edit the video and audio, add music, intro/outro clips, titles, photos, special effects, etc. 7) Upload the video to YouTube along with a description, thumbnail, and cover image. end a lower-resolution copy to Jared for showing over Zoom.

#### PURPOSE

1) Exchange ideas and shop designs among club members. 2) Help fellow members solve problems, enhance/improve their shops and learn tips and tricks. 3) Promote dialog among members through identifying shop similarities and problems to solve and bring the club together as a group. 4) Create a little diversity in club meetings.

#### OVERALL THOUGHTS AND OBSERVATION FROM THE TEAM

1) Strangely, there appear to be no shops with any dirt, dust or organization issues. Everything is in its place and easy to find. Apparently, the tours create an incentive to spring clean a little early. 2) Space is always an issue but every shop owner has done a great job organizing their shop to the space available.



# RICHMOND WOODTURNERS

## Newsletter

April 2023

### OVERALL THOUGHTS AND OBSERVATION FROM THE TEAM

3) There are innovations and ideas everywhere from drying wood to dealing with dust management. Every shop visited offers an idea, problem solution or unique organization technique. There are creative jigs everywhere and many, but little-known, handy products are out there. We have been impressed with every shop visited and rewarded by how many times we have visited a shop that has done or acquired something that was identified in previous tour. Every objective for doing the tours has been realized. 4) Every shop owner was proud of their shop, as they should be. Regardless of size or location, they have tailored their shops to personal taste and needs. 5) Every shop owner was humble—happy to share what they have learned, eager to adopt others' ideas in their own shop and open a one-on-one dialog with other members about the tour if so desired.

### ***Comments from members that have hosted shop tours***

My shop tour was the perfect excuse to clean up and organize my shop; even found room for more tools which I took advantage of during the Alton Bradford shop sale! Ray and Stan did a great job and I got a few ideas to improve the shop as well. I strongly suggest everyone take part!

I volunteered for a shop tour to give me the incentive to reorganize and clean my shop.

I found the experience to be very comfortable.

Ray and Stan were fantastic. Very professional and efficient. The preparation papers were perfect aids to know what to expect. The tour made me realize how fortunate I was to have a somewhat unique workshop. I felt very thankful for what I had after the tour and had regained the desire to fully use the things I have. My shop has never been that clean since the first day I opened it.

To see the previous tours go to: [bit.ly/RWT\\_Shop\\_Tours](https://bit.ly/RWT_Shop_Tours)

### Table of contents

Feature	1
President's Corner	3
April Program	3
Notes from Penturners	3
Treasurer's Report	3
Facebook Group	3
Quarterly Challenges	4
Turner's Talk	4
Future Demonstrations	4
Memorial	4
March Meeting Photos	5
SHOW AND TELL	8
Request for Advice	16
For Sale	16
Want to Purchase	16
2023 Officers and Committees	17
QR CODE	17
From the Editor	17
Sponsors and Friends of the Club	18
AAW	18



# RICHMOND WOODTURNERS

## Newsletter

April 2023

### President's Corner

It looks like we have found a good recipe for our monthly meetings: It's almost 'Back to the Future' with a time prior to the formal meeting for discussion, starting this month meet and greet (with drinks and snacks), and starting this month, a Mentoring and Skills Development Workshop (M&SDW).

Robert's demonstration showing us how to turn a goblet with captured rings was excellent and timely. The captured ring portion of the demonstration is also an example of something that could be covered in the M&SDW.

You suggested a few topics for the M&SDW. Some are discussion topics while others lend themselves to 'hands-on' work on a lathe. The Board will also augment the list but it's better if ideas come from the full membership so, please keep the ideas coming. We will share the topic of the month in the newsletter so don't forget to read it!

There is something else I need to cover which I'll call meeting etiquette. As you know, Woodcraft graciously allows us meet after the store has closed but there are rules we need to follow that I've been lax at mentioning at the start of meetings. I've listed a few here:

- Do your browsing and shopping before the store closes at 7:00PM. Show up early for the M&SDW session and take advantage of the opportunity to get your 10% discount on woodturning supplies (Note restrictions apply).
- After 7:00PM, we need to stay in the back meeting rooms, No wandering!
- By and large, we need to leave as a group at the end of the meeting. If you know you will need to leave early, please talk to me or a store associate ahead of time to arrange a time.

Thanks for listening.....and keep turning!

Steve K

### April Program

The program for April will consist of Shop Tours of two of our members shops.

### Notes from Penturners

The next meeting of the Richmond Penturners Club will be on Thursday, May 11. The meeting will feature a discussion on adding Celtic knot patterns to pens.

### Treasurer's Report

Previous Balance (2/1/2023)	\$14,161.99
Income	419.95
Expense	0 .00
New Balance (3/1/2023)	\$14,581.94

### Facebook Group

This Facebook group was created to provide a platform for our members to share project photos, ask questions, and generally carry on the dialogs that we so often engage in during our monthly meetings. <https://www.facebook.com/groups/832886010074989/>.



# RICHMOND WOODTURNERS

## Newsletter

April 2023

### Quarterly Challenges

2nd quarter- goblet with captive ring

3rd quarter- turn something with feet

4th quarter- turn a Christmas ornament

### Future Demonstrations

**May** –Brian Noble-Marx will be giving an in-person demonstration on his Ovoid bowls. He is a very talented woodworker and creates beautiful furniture and carvings. His website is [www.noblemarx.com](http://www.noblemarx.com).

**June**- a large group discussion on finishes.

---

## Turner's Talk

### Mentoring & Skills Development Workshop


Steve outlined in the President's Corner a new program that is scheduled to begin in April. We have quite a few beginning turners that have a lot of questions and we have many experienced turners that have the answers to those questions. The plan is to meet at 5:30 on the evening of our meetings at Woodcraft and have a time to talk about turning. Come on in and let's talk shop.

This month Stan VanDruff will discuss the use of a spindle roughing gouge. Richmond Woodturners emphasizes safety and makes the following statement about the use of a spindle roughing gouge. The "spindle" roughing gouge should only be used for spindle work. It should never be used for bowls or any other cross grain application.

## Memorial



Former club member **Harry Howell** passed away on Friday April 7. Harry suffered from severe rheumatoid arthritis. He was 74. Dan Luttrell has the following remembrance of Harry. "Personally, I met Harry in the mid 90's at a craft show. I liked his bowls and he invited me to visit his shop. I fell in love with turning at that time and bought a Record lathe just like his. We didn't really know each other and continued turning separately. Later, about the year 2000, Harry had found Woodturners Anonymous of Richmond. Imagine his surprise when he attended his first meeting (at Chickahominy Middle School) and I was conducting as president. Harry joined and started bringing snacks, and was the exclusive provider of snacks for years after that. Harry and I, as well as many others, beginning with a membership of about 25, have been great friends since then.



# RICHMOND WOODTURNERS

## Newsletter

April 2023

### March Meeting Photos

#### Show and Tell/ Quarterly Challenge

Please note: If you had Show and Tell or Challenge pieces and your picture is not included, please forgive the omission. Some times, I am in the wrong position to get the shot or the picture was out of focus. The omission is not intentional.



Steve Kellner



Chuck Horton



Neal Stublen



John Daniel




Scott Synnott



# RICHMOND WOODTURNERS

## Newsletter

April 2023



Brad Miller



Steve Schwartz



Phil Duffy



Dan Luttrell



Izumi Miller



# RICHMOND WOODTURNERS

## Newsletter

April 2023



Chuck Bajnai



Steve Kellner



Robert Gundel

### Demonstration Photos



Robert Gundel



# RICHMOND WOODTURNERS

## Newsletter

April 2023

### SHOW AND TELL

- *Chuck Horton*




My wife told me her ear rings kept getting tangled in her jewelry box, so I made her this bowl. It is mahogany, about 7" x 1". The hollows are about 1 1/2" wide x 1/2" deep.

- 
- *Cody Walker*



Farmhouse Bowl, oak, 13" in diameter, finished with tung oil



Cookie Jar, hickory, 8" largest diameter, 11" tall including lid, finished with tung oil





# RICHMOND WOODTURNERS

## Newsletter

### April 2023

#### Scott Germain



8 inch goblet. Wood is magnolia from my neighbor. Finish is wipe on poly.

#### Chuck Bajnai



"History of Horsepower" bowl; 2x10 Southern Pine finish; ACK's Polish Paste Thanks to Steve Schwartz for inspiration and tutelage.

#### Walt Whilden



Bowl is 8.5 x 3.5 +/- finish is WATCO Butcher Block oil & finish wood is assorted scraps. Glue is Titebond III

#### Kevin Fitzpatrick



2.5 x 2.5 inch walnut box. Finished with paste wax.



# RICHMOND WOODTURNERS

## Newsletter

April 2023

### Brad Miller



This bowl offered some challenges. 7" x 2" Persimmon, shellac finish. Walnut inlay stitching. Found Persimmon wood will move a lot during drying. Used table saw with tenon jig to cut notches for stitching with walnut.

### Katherine Harris



The segmented one is purple heart, maple, and pine. It has a bottom of lavender epoxy with glitter. I made it for a friend who loves purple and glitter. The one with the blue rim is poplar and epoxy. Cedar is obvious and I am not sure about the plain one. Maybe maple.



# RICHMOND WOODTURNERS

## Newsletter

April 2023

### Dan Luttrell



Weathered 5/4 x 6 pressure treated pine, from Katherine's old fence. 6-1/4" dia x 5-1/4" high. Watco finish



5/4 x 6 appearance grade cedar. 6" dia x 2-1/4" high. Watco finish.

### John Daniel



Black walnut. 10-1/4" dia x 2-1/4" high. Watco finish.



Hickory. 5" x 6". Oil and wax finish.



# RICHMOND WOODTURNERS

## Newsletter

April 2023

### John Daniel



Cherry live edge. Voids filled with copper mica powder. 11" x 7". Finished in wax. Bark coated in thin CA. Given for silent auction at MS fund raiser.


### Larry Yancey



Pecan Bowl 9-1/2" x 4" Finished with Mahoney's Walnut Oil



Pecan Bowl 7-3/4" x 3". Finished with Mahoney's Walnut Oil



# RICHMOND WOODTURNERS

## Newsletter

April 2023

### Steve Kellner



White oak lidded vessel. 5" diameter x 9" tall. After turning and drying, I fumed it with 30% ammonia, sand blasted, and fumed again. Fuming mellowed colors and brought out highlights in the sap wood. Finished with Rock Hard Tabletop varnish. The lid has an IPE accent ring. That was added because I turned the lid a few days after I turned the vessel. It fit tight when I turned it but after both dried, it went right through the top of the vessel! Need to be a little smarter next time but the accent ring looks good too.

### Scott Synnott



13" cherry bowl, twice turned, Ty oil and buffed.



6" maple hollow form turned wet, allowed to dry then sanded for lacquer finish.



# RICHMOND WOODTURNERS

## Newsletter

April 2023

### Jim Zorn



Segmented Maple and Walnut bowl. Approx 10" diameter and 4 1/2" tall. Finished with polyurethane.




Segmented Walnut and Maple vase. 8" tall. Finished with polyurethane.

### David Kartzman



reversible ikebana.

They are from the same piece of wood of east Indian Rosewood.



# RICHMOND WOODTURNERS

## Newsletter

April 2023

### Robert Gundel




12 1/2" Sq Waterfall Babinga square bowl  
with turned down edges

### Terry Stephens



This is a piece of pecan wood. The size of the bowl is about 8 1/4 inches diameter 3 1/2 inches deep and about 4 inches overall. The letters on the knitting bowl are T and H done in small letters. The finish on it is walnut oil and beeswax.



# RICHMOND WOODTURNERS

## Newsletter

April 2023

### Request for Advice

What guidance can be given regarding texturing tools. I am interested in picking up a tool or two to produce interesting "texture" or embellishments on turnings. What tool would you start with and what would be your second tool? My target is for bowls and boxes. I welcome feedback from club members. Please write me at [jwdaniel@me.com](mailto:jwdaniel@me.com) with your advice and suggestions.

Thanks, John Daniel.

I am interested in doing some work with resins and have questions specifically about which resin to use. Looking for advice from an experienced resin user.

Larry Yancey, [lpyancey@gmail.com](mailto:lpyancey@gmail.com)

### For Sale

Rikon Model #10-345 18" Bandsaw, 2 speed, 220V (11A), 2.5HP. Blade assortment included. Low Mileage, \$2,000 (\$3,800 new with tax). Contact Dan Luttrell [danluttrell@verizon.net](mailto:danluttrell@verizon.net) 804-382-2145, voice or text. Similar to below:



### Want to Purchase

I am a woodturner from Williamsburg and am looking to upgrade some of my equipment. I currently have a NOVA 1624-44 lathe and I am finding it is not big enough for what I want to do. I have been searching for something like a Powermatic 3520 or a Laguna REVO 2436 that has been gently used and is broken in for the next turner. I am also in the market for a 14" bandsaw.

If anyone has these for sale I would appreciate it if you would contact me. Thanks a lot.


Bob Donnelly

Williamsburg

757-582-7140

[rdonn2010@gmail.com](mailto:rdonn2010@gmail.com)





## 2023 Officers and Committees

### Officers

- President – Steve Kellner
- Vice President – Dave Bushman
- Secretary – Chuck Horton
- Treasurer - Cody Walker

### Directors

- Membership Director – Chuck Bajnai
- Activities Director – Vacant
- Resource Director – Stan VanDruff
- Past President #1 – Ray Deyo
- Past President #2 – Bill Buchanan

### Committee Chairpersons

- Audio/Video – Jared Parker
- Social Media – Vacant
- AAW Women in Turning Liaison – Meg Turner

### Newsletter Staff

- Editor – Larry Yancey
- Contributing Reviewer- Izumi Miller

## QR CODE

Jared Parker developed this QR Code to make it easy to log on to the club website. In case you don't know how it works, simply point your smartphone camera at it (As if you were going to take a picture, but don't click.). A text link will pop up on your phone's screen. Touch the link and the club website will appear.



## From the Editor

**TURNER'S TALK** For those who have knowledge to share and those who have questions, let's meet before the regular meeting 5:30 at Woodcraft to talk shop. The new schedule will be Turner's Talk 5:30- 6:15, business meeting 6:30-7:15, program 7:15-8:30.

**BUSINESS MEETINGS WITH PROGRAM-** Meetings are on the 3rd Thursday of the month and convene at 6:30 p.m. If you are attending via Zoom, you may log in at any time after 6:15 p.m.

**SHOW AND TELL** Email pictures of your work to the newsletter editor at [rwtnewsletter@gmail.com](mailto:rwtnewsletter@gmail.com) for publication in the newsletter and presentation used for the meeting. Submittals to [rwtnewsletter@gmail.com](mailto:rwtnewsletter@gmail.com) will automatically be forwarded to Steve Kellner.



## AAW 37th Annual International Woodturning Symposium

Louisville, Kentucky  
June 1-4, 2023

### Registration Information

#### Member Discounted Registration

\$355 before May 1, 2023

\$410 after May 1, 2023 and onsite.

Includes access to all demonstrations.

#### General Registration

\$425 before May 1, 2023

\$480 after May 1 and onsite

Includes access to all demonstrations and an annual AAW General (Individual) membership.



# RICHMOND WOODTURNERS Newsletter April 2023

## AAW



American Association of Woodturners is a nonprofit organization dedicated to advancing the art and craft of woodturning worldwide through education. With more than 16,000 members and over 365 local chapters globally, AAW members include amateurs, hobbyists, professionals, gallery owners, collectors, tool and equipment suppliers, and others.

AAW wants to help you enrich your woodturning experience and pursue your aspirations wherever you are on your woodturning journey. We invite you to learn and grow with us and become part of the special community that is woodturning. They provide an almost limitless amount of resources: written articles, videos and a yearly nation symposium. Check them out at [www.woodturner.org](http://www.woodturner.org). Consider joining today.

## Sponsors and Friends of the Club

Organizations such as the Richmond Woodturners, Richmond Penturners, and James River Woodcarvers would not exist if it weren't for the kindness of their sponsors. We are blessed and grateful to have the Richmond Virginia Woodcraft store supporting us and our activities. Members get a 10% discount on meeting nights for most turning related items.

Please remember this and support them at every opportunity! For the classes provided at this location, see: <https://www.woodcraft.com/stores/richmond/classes>

Look for classes taught by Ray Deyo, Clark Brummett, David Sterling, Brian Noble-Marx and others.



Contact the store at:  
Phone 804-355-3945  
Fax 804-355-2532  
Email [richmond-retail@woodcraft.com](mailto:richmond-retail@woodcraft.com)  
9862 West Broad Street  
Glen Allen, Va. 23060