


RICHMOND WOODTURNERS

Newsletter

March 2024

www.richmondwoodturners.org



THE MISSION OF
RICHMOND
WOODTURNERS IS TO
PROVIDE EDUCATION AND
INFORMATION TO THOSE
WHO ARE INTERESTED IN
WOODTURNING AND TO
PROMOTE WOODTURNING
AS AN ART FORM WITHIN
THE CLUB AND TO THE
GENERAL PUBLIC

OFFICIAL CHAPTER
AAW
AMERICAN ASSOCIATION
OF WOODTURNERS

FEATURE

Dan Luttrell



Dan is not only a talented turner, he is a great human being. He is one of the first to volunteer for most anything needed by the club and is willing to take the time to help anyone needing help with their projects. Dan was introduced to woodturning in high school. In

about 1987, he was working in a mill shop on weekends where the owner had a lathe and Dan decided to try it again. Later, at a craft fair, he fell in love with bowls and bought a lathe of his own. It's been an obsession ever since.

In 1997, Dan saw an article in the local newspaper about the recently formed woodturning club and decided to join. In 1999, he took a leadership role, holding an office for over 20 years, including Vice President, President, Newsletter Editor, and Membership Director. He has also served as Treasurer and Executive Director of Virginia Woodturners. He was the AAW liaison representative for the 2008 Richmond Symposium and as AAW Best Practices subcommittee lead.

Dan's roots as a machinist and mechanical designer has had great influence on his work. There always seems to be something in some form of plan for his next piece.

He likes to turn things that really shouldn't be made of wood (as you will see in his Show and Tell for this month). He loves to share what he has learned and really loves the social part of being with club members.

Dan has learned from many artists, at many symposia, but if there are two artists to note as having the greatest influence on him, it would be Tom Crabb and Binh Pho. He has influenced so many members of Richmond Woodturning with most all types of turning, but specifically with his favorite type of turning, piercing. All of us who have been members for a while have seen his famous three legged stool, his Virginia Tech football and his Christmas ornaments. He is very creative in his turning as well as finding new ways to work in the shop, making jigs, gauges and other tools to help with his masterpieces. Richmond Woodturners is fortunate to have Dan and many other talented turners and first class ladies and gentlemen.





RICHMOND WOODTURNERS

Newsletter

March 2024

President's Corner

I really enjoy meetings where club members share their expertise with the rest of us. February's meeting had that in spades! It started with Ray's Turners Talk on Hollow forms. As usual, Ray covered everything from what a hollow form is, to tools used in turning them. There was a lot of good discussion from the crowd which included almost everyone who attended the business meeting. This is becoming the norm for Turners Talk which is exactly where we need to be. We've got a list of potential topics for future meetings, but I'd love to have more members lead the discussions. You don't need to be a world's expert to lead a discussion. Let us know what you would like to discuss and we'll get you on the agenda!

Dan Currier's featured presentation/discussion on how to photograph our creations and show them in the best light (pun intended) was another excellent effort by one of our own who just happens to be a professional photographer! We've discussed this topic in the past and Dan referenced those in his discussion which I appreciated. For me, the discussion on lighting, and shadows and how they can be used to accentuate different facets of our pieces is something I had not really thought about before. Hopefully, I can improve in the future. For others, something else may have stood out; like what we do NOT want to stand out and detract? We'll get rid of the distracting clutter, and have well lighted photos this month' right?

Thanks for listening.

Steve

Table of contents

Mission Statement	1
Feature	1
Presidents Corner	2
Table of Content	2
Reminder to wear name badges	2
Membership dues reminder	3
Future Demonstrations	3
March Demonstration	3
Treasurer's Report	3
Join meeting via Zoom	3
Quarterly Challenges	3
Turner's Talk	4
Woodcraft Guidelines for our Meetings	4
Turning cork by Bill Buchanan	4
February Meeting Highlights	5
Report on Logger Fest	5
Pictures from Supreme Bowl	6
Upcoming Virginia Event	7-8
Upcoming International Event	9
Quarterly Challenge	10-13
Show and Tell Presentations	14-17
EYE BAWL	18-19
Free items	20
Wanted for the Club	20
Wanted	20
For Sale	21-22
2024 Officers and Committees	23
Facebook Group	23
From the Editor	23
Club Membership dues	23
AAW	24
Sponsors and Friends of the Club	24

Please bring and wear your badge to the meeting!

If you didn't sign up and want one, please contact Larry Yancey, lyyancey@gmail.com. The first one is free to members. There is a fee of \$10.00 to replace a lost one



RICHMOND WOODTURNERS

Newsletter

March 2024

It is time to pay membership dues!

The Board for the Richmond Woodturners has decided to keep the dues the same as last year. Your options for payment are as follows:

- 1-Give a check or cash to either Cody Walker or Chuck Bajnai at the next meeting
- 2-Mail a check to Cody Walker at 19375 Vontay Road, Maidens, Va. 23102
- 3-Pay your dues using Paypal on our website:
[Richmond Woodturners membership](#)

Annual dues are \$35.00 for a single member and \$45.00 for a family if paying by cash or check payable to Richmond Woodturners. There is an extra \$1.00 fee if using PayPal (\$36.00 for single or \$46.00 for family).

Thanks for your continued interest and participation in Richmond Woodturners.

Chuck Bajnai, Membership Director 804-301-4600

**This will be the last
newsletter sent to anyone
who has not paid their
2024 dues**

Future Demonstrations

- April- Cody Walker will be demonstrating turning bowls with handles
May- Dr. Jim Thorp will discuss preserving our health while turning
June- Open lathe night (details to follow)

March Program

March- Jay Pugh will be discussing and demonstrating the One Way Coring system

Treasurer's Report

Previous Balance (1/1/2024)	\$14,323.80
Income	528.37
Expense	588.60
New Balance (2/1/2024)	\$14,263.57


Join meeting Via Zoom

Be sure to check your email each month for the sign in information to join the meeting with Zoom. If for some reason, it is not in your in box, simply refer back to a previous invitation for the information which remains the same from month to month.

The Zoom link will be active starting at about 6:15 PM on the evening of the meeting.

Quarterly Challenges

- 2nd quarter 2024- bowls with handles
3rd quarter 2024- bowl or vessel accented with texture
4th quarter 2024- turn an item to wear



RICHMOND WOODTURNERS

Newsletter

March 2024

Turner's Talk

Mentoring & Skills Development Workshop

The workshop meets at the beginning of our regular Thursday meeting at 5:30 PM. Come on in and let's talk shop. This month .
March- John Daniel discussing sanding
April-Chuck Horton with lead an open question and answer session



Woodcraft Guidelines for our Meetings

Woodcraft graciously provides a space for the club to meet. The store closes at 7:00 PM and they have an employee stay until our meeting ends. They have requested that we:

- 1- Do not wander around the store after they close. Do all your purchases prior to the 7:00 PM closing time.
- 2- Stay in the meeting area until the meeting is over and we are ready to leave. If you do have to leave prior to the end of the meeting, please arrange that with the Woodcraft representative ahead of time.
- 3- That we all leave at the same time, taking all visiting outside the store, so the representative can lock up and leave.



RICHMOND WOODTURNERS

Newsletter

March 2024

February Meeting Highlights




Dan Currier gave a presentation and instruction on techniques to take better pictures of our work using our mobile phones. His major points included background, placement, lighting. With lighting he discussed light angles, shadows, and the importance of taking multiple shots with variations with different lighting approaches. It was a very interesting and informative demonstration.

Report on Center of the Universe Logger Fest

John reported that seven (7) members attended the event to represent the club and that a crowd of about 500 were present. Dan Luttrell brought his mini lathe for a demonstration. People attending were very interested in woodturning. A large number were not familiar with it at all. Support from the club was great and that it was a great event





RICHMOND WOODTURNERS


Newsletter

March 2024

Pictures from the Supreme Bowl contest

Thanks to Chuck Horton for the pictures





RICHMOND WOODTURNERS

Newsletter

March 2024

We have been invited by Henrico County to participate in an event that they have planned. With the board's approval, I am inviting you to sign up to have fun and to represent our club in taking Woodturning out into the community. **Here are the details. Please review and respond directly to me: jwdaniel@me.com indicating you will participate.**

Farm Field Day at Meadow Farm Museum At Crump Park


**April 27th, 11-2 pm (with set up prior)
3400 Mountain Road
Glenn Allen, VA 23060**



The County of Henrico has invited us to participate in this event. They normally have well over 1000 people. We plan to have a lathe and need demonstrators for the three hour period. We will have space for show and tell items which also can be for sale.

We welcome all who can come but are seeking 5-7 members to participate for part or all of the three hours. (FYI, in the event of bad weather this event will most likely be canceled.) I would love to have you participate in one or both of these events. Please email me at jwdaniel@me.com or call me at 804-928-2234 with your questions and interest. These things are a ton of fun and serve deeply our purpose as a club. Let me hear from you soon.

Activities Director
John Daniel



RICHMOND WOODTURNERS

Newsletter

March 2024



Shape Your Vision

at the

Virginia Woodturners Symposium

November 2-3, 2024

Top Features:

- ◆ Choose from among 46 live demonstrations by leading turners and artists
- ◆ Browse the wood and tools offered by large array of vendors
- ◆ Enter your work for display or sale in the Instant Gallery
- ◆ Make new friends with woodturners from around the nation
- ◆ Low registration fees make this a "best value"
- ◆ Same great Fishersville, VA, location as in past years

Spend time and talk techniques with nationally recognized demonstrators:


- ◆ Donna Zils Banfield
- ◆ Trent Bosch
- ◆ Nick Agar
- ◆ JoHannes Michelsen
- ◆ Andi Wolfe
- ◆ Bob Rotche
- ◆ Kristin LeVier
- ◆ Barry Gross
- ◆ Joe Fleming
- ◆ Jeff Hornung
- ◆ Linda Ferber
- ◆ Willie Simmons
- ◆ Steve Schwartz
- ◆ Barbara Dill

Shop these vendors (with many more to come!)

- ◆ Airbrushing Wood
- ◆ Best Wood Tools
- ◆ BG Artforms
- ◆ Big Monk Lumber
- ◆ The Bodging Bigfoot LLC
- ◆ Hannes Tools
- ◆ MDI Woodcarvers Supply
- ◆ Richard's Carbide Woodturning Tools
- ◆ Thompson Lathe Tools
- ◆ Trent Bosch Tools
- ◆ The Walnut Log

For hotel information, more details, or to register at early bird rates, click this link:

www.virginiawoodturners.com



RICHMOND WOODTURNERS

Newsletter

March 2024

2024 AAW International Symposium May 23-26, 2024




Chapter/Club Symposium Discount

Five or more of your chapter members can get \$40 off each registration!

We want our woodturning chapter members to be able to send as many people as they can to Portland, OR to experience the biggest woodturning event of the year. That's why we are offering a \$40 chapter discount to each member of a group of five or more. Pull together at least five of your chapter friends and submit the form on the website to get your personalized discount code. Then, share the discount code with those chapter members and you can each register for a full registration at \$40 off.

The AAW International Woodturning Symposium is the best event for local chapter members to learn together, make bulk purchases and connections with top vendors, and put their chapter on the map by showcasing their best work in the largest woodturning gallery. This is a great opportunity for new woodturners to tag along with their chapter members and soak in a wealth of woodturning knowledge from some of the most experienced woodturners in the world. Chapter leaders will have the opportunity to network with one another and share experiential knowledge to help grow chapters around the country. Chapter Discounts must be requested by April 5, 2024.

[Click Here for more information.](#)



RICHMOND WOODTURNERS

Newsletter

March 2024

Quarterly Challenge

Item made with wood and an alternate material

Cody Walker



Kitless fountain pen- Desert Ironwood, alumilite and Mercury dime.

Pam Bozkurt




Here are 2 champagne flutes with wooden stems that I turned. They were gifts to my nephew and his wife at their wedding! Their initials and the date were laser burned on the bottoms.

Steve Kellner

My challenge item is a hollow sphere with finial. The sphere is sycamore finished with Doctor's friction polish. It is 3 5/8" diameter and within ~1/16" spherical done mostly by eye after using formula for roughing shape. The base of the finial is made from Caroline Island palm nut and finial from deer antler. Finial is sealed with CA. Overall height is 8.5"





RICHMOND WOODTURNERS

Newsletter

March 2024

John Daniel



Swamp Cyprus body. Bottom and top white Corian
Finish is 4 coats wipe on Poly then buffed with white Diamond

Dan Luttrell




Pen. Copper scouring pad cast in blue resin. CA glue finish. Thanks to Cody for the casting.

Terry Stephens



Pen made out of three different pin blank leftovers. The bottom is walnut. The top is unknown and the purple is from a acrylic pen blank I call it my Frankin pen





RICHMOND WOODTURNERS

Newsletter

March 2024

Larry Yancey




Half Walnut and half mystery material. 8-1/2" wide and 2 " high The mystery material is a book that has each page coated with epoxy and pressed together . The really time consuming part was the preparation of the book, it took about two weeks as I could only do about 25-35 sheets at a time, depending on the type of epoxy used and the temperature of the room. Once that batch of pages are coated, they need to be pressed and given time to cure. During the process, I found ways to reduce the time.

It turned nicely, but dulls tools very fast. If you look closely, letters can still be detected. Really fun project. I saw a demonstration of this at the North Carolina Woodturning Symposium last year with Kailee Bosch.

Katherine Harris



Bowl with the red resin rim



RICHMOND WOODTURNERS

Newsletter

March 2024

Richard Asby




Made from blue coral colored resin and a block of maple burl that had a split across the pith and separated



David Bushman



Instead of using wood butterflies for the Hawaiian pewa repairs I used a colorful resin pen blank on this cherry yarn bowl. It cracked when I applied some shellac to the interior thus necessitating the repairs



RICHMOND WOODTURNERS

Newsletter

March 2024


Show & Tell

Chuck Bajnai



Michigan Bowl

2x10 PT pine Used pyrography for University of Michigan logo and spherical burrs for rim texture Used airbrush with blue acrylic paint and several coats of satin lacquer




"Eye Bowl"

poplar, iridescent acrylic paint, white paint pen, and CA finish

Katherine Harris



Back surgery means I have not been able to ride my horse, so ...



RICHMOND WOODTURNERS

Newsletter

March 2024

Dan Luttrell



What you get when internal and external spherical radii meet. Similar to what you might see in a self-aligning bearing assembly. Poplar. Approximately 11" OD and 4" ID.



Eccentric locking ring. Could be the inner race of a bearing assembly. About 3-1/2" shaft. Cherry with Ebony set screws.

Kevin Fitzpatrick




I'm forwarding this mainly to get some help. This holly bowl is 4.5 inches x 2 inches. I was practicing thin (3/32 inch). Problem is even though I used a Carter three wheel steady rest, I still had chatter on the inside top (the reddish area). Trying to figure out how to eliminate the chatter. It's finished with wax.

Terry Stephens



2 acrylic, Slimline pro pens, one is purple, and the other one is blue.



RICHMOND WOODTURNERS

Newsletter

March 2024

John Daniel




Revolutionary Bowl
Church Hill 300 year old Elm

David Bushman



My show and tell for March is a footed and embellished beech vessel. The finish is oil based urethane and acrylic paint.




RICHMOND WOODTURNERS


Newsletter

March 2024

Chuck Horton

My latest attempts at dyeing wood. Bowl - poplar, 8" x 2 1/2", spray on lacquer. Platter - maple, 8", also finished with spray on lacquer





RICHMOND WOODTURNERS

Newsletter

March 2024


EYE BALL - EYE BOWL - EYE BAWL

BY CHUCK BAJNAI 3/11/2024



CB

1. TURN AND FINISH BOTTOM OF THE BOWL. I TYPICALLY USE MORTISE - BUT TENON WORKS EQUALLY WELL.
2. REMOUNT AND TURN THE TOP. I SLIGHTLY ROUNDED THE TOP AND LEFT A LONG OVERHANG SO PAINT CAN DRIP OFF EDGE.
3. SPRAY PAINT THE TOP. I USED BLUE, BUT BLACK SHOULD BE WORK WELL TOO.



CB

4. USE PAPER TOWEL OR WAX PAPER TECHNIQUE


(COPIED FROM YOUTUBE: Mii Paintings - #168 Step by step EYE acrylic pour painting)

<https://www.youtube.com/watch?v=s5pCU>



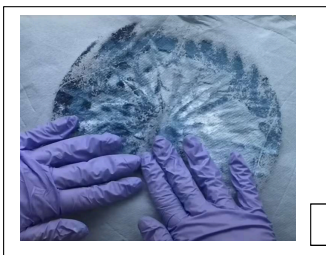
Mii

4A. CHOSE COLORS AND POUR PAINT IN CIRCLES RANDOMLY ACROSS TOP



Mii

4B. USING A POPSICLE STICK, CUT LINES GOING FROM INSIDE TO OUTSIDE - THE NUMBER OF SLICES IS UP TO YOU




Mii

4C. BLOT THE PAINT WITH PAPER TOWEL OR WAX PAPER. Mii IS USING PAPER TOWEL. I PREFER WAX PAPER BECAUSE SOME PAPER TOWEL BRANDS LEAVE AN UNDESIREABLE TEXTURE IN THE PAINT.



Mii

4D. LIFT THE FOUR CORNERS OF THE TOWEL OFF SIMULTANUOUSLY AND THE "SMEAR" IS COMPLETE



RICHMOND WOODTURNERS

Newsletter

March 2024



CB

5. THIS IS MY COMPLETED "SMEAR". NOTICE THAT I HAVE NOT DONE ANYTHING TO CREATE THE CENTER HOLE YET.

6. TURN THE BOTTOM OF THE BOWL AGAIN TO REMOVE ALL PAINT THAT DRIPPED ONTO THE BOTTOM OF THE BOWL, AND TRUE UP THE EDGES.



Mii

7. PLAN/DRAW INNER CIRCLE, I USED 1/3 DIAMETER.

THIS WILL BE HOLLOWED OUT LATER.



Mii

8. USING WHITE PAINT PEN - EXTRA FINE TIP (HOBBY LOBBY), DRAW IRREGULAR WAVEY LINES STARTING INSIDE AND DRAWING OUTWARD.



Mii



CB

9. APPLY MULTIPLE COATS OF CA FINISH, SAND AND APPLY MORE COATS...LIKE PEN TURNING

NOTICE THAT THE CA ADDED A LOT OF DEPTH TO THE PIECE



CB




CB

10. TURN THE HOLE WITH SPINDLE GAUGE.

11. MASK TOP AND SPRAY HOLE BLACK.

12. APPLY CA INSIDE HOLE.

13. POLISH TO 12000 WITH MICRO MESH, AND BUFF




RICHMOND WOODTURNERS

Newsletter

March 2024

Free to a good home



Antique dowel gauge.

I'll be bringing it to the March meeting for viewing.

David Bushman



Free Wood

This is what I have from the two oak trees. It will be available until about this time next year or until someone takes it for woodworking or firewood, whichever comes first.

Jim Thorp 804-448-2707




WANTED FOR THE CLUB

The Board of Directors has identified a need for our club to have a complete set of tools available for demonstrators at meetings and/or remote gatherings. Through previous contributions, we already have a partial set, but are in need a parting tool, 3/8" or 1/2" spindle gouge, and a 1/2" bowl gouge. If you have one of these tools in good condition, full size (not ground short) and name brand and would like to help round out our set with a contribution, it would be welcomed. If you would like to underwrite the expense and purchase a one of these tools for the club through a donation, our cost would be approximately 75% of the retail price. Please coordinate any donations and/or contributions through Ray Deyo to avoid duplication. Thanks for your help. Please make checks out to Richmond Woodturners and give them to Ray.

Wanted

Looking for Black Walnut branches/small logs 4-8" diameter and at lest 16" long. Green or dry.
Al Kiebert 757-469-0077



RICHMOND WOODTURNERS

Newsletter

March 2024

For Sale

NOTICE FOR SALE AND WANT TO PURCHASE ITEMS

Ads for "For Sale" and "Want to purchase items" can run for multiple months, but unless you contact and request that it run again it will be deleted after the month they are shown. Please let me know if you have any questions about this.




Our club is selling these two donated tools at a cost of \$10 each on a first come - first served basis. The Craftsman round nose scraper may appear old and it is, but this tool was made during an era when Craftsman was putting high quality steel in their tools. It will last forever. The thin parting tool has a long and meaty handle allowing for an easy grip. Please contact Ray Deyo if interested.
(makeitround@comcast.net)

Unique Maple Burls

contact Barry Smith, 804-357-6619 with any questions, pricing and location.





RICHMOND WOODTURNERS

Newsletter

March 2024

12" Oneway Easy Coring System for sale



I am asking \$200 for this kit. It also comes with a carbide cutter and a sharpening kit. The clamp block that goes in-between the bed ways measures 1.25 inches. If you need a different size for your lathe you can purchase this separately. This has been a great coring device I have used on my 14 inch lathe even though it was intended for a 12 inch lathe (used inch riser blocks). It is great for getting one extra bowl out of a nice blank rather than turning it into shavings. I am parting ways with it because I have moved to a larger lathe. [See website for total description](#)


Christopher Waggner waggenerct@gmail.com

Custom made hollowing tool for sale

My Dad asked me to reach out to you. He has stopped turning and he has a very large boring tool that he wants to get rid of. He got it from Ray English. It's about 8' long and 2" in diameter. He said Ray had it custom made. I am including some pictures. If you know of anyone who would be interested, please give them my email address. Thank you. \$500 or best offer.

Carl Roberts
cr5545@gmail.com





RICHMOND WOODTURNERS

Newsletter

March 2024

2024 Officers and Committees

President – [Steve Kellner](#)
Vice President – [Ron Bishop](#)
Secretary – [Chuck Horton](#)
Treasurer - [Cody Walker](#)
Directors :
Membership Director – [Chuck Bajnai](#)
Activities Director – [John Daniel](#)
Web/information Director – [Neal Stublen](#)
AV Committee Chairperson- [Jared Parker](#)
Newsletter Director- [Larry Yancey](#)
Past President #1 – [Ray Devo](#)
Past President #2 – [Bill Buchanan](#)
Committee Chairpersons:
Social Media – Vacant
AAW Women in Turning Liaison – [Meg Turner](#)

A very special thank you to Izumi Miller for her contribution to this newsletter. She proof reads it and makes valued suggestions on ways to make it more readable.

Facebook Group

This Facebook group was created to provide a platform for our members to share project photos, to ask questions and, generally, to carry on the dialogs in which we so often engage during our monthly meetings.

[Richmond Woodturner Facebook](#)

<https://www.facebook.com/groups/832886010074989/>.

Club Membership dues


Individual—\$35, Family (must reside at the same address) —\$45, Student (under 19 years)—\$15. For more details, please visit the website at www.richmondwoodturners.org and go to the membership tab.

From the Editor

MEETINGS- Meetings are on the 3rd Thursday of the month at Woodcraft. 5:30- 6:15 PM, Turners Talk , 6:30-7:15 PM business meeting, 7:15-8:30 PM program. If you are attending via Zoom, you may log in at any time after 6:15 PM.

TURNER’S TALK- For those who have knowledge to share and those who have questions. A time to exchange ideas and knowledge. Also just a time to talk shop.

SHOW AND TELL- Email pictures of your work to the newsletter editor at rwtnewsletter@gmail.com for publication in the newsletter and for the presentation used for the meeting. Submissions to rwtnewsletter@gmail.com will automatically be forwarded to Steve Kellner. The deadline for submission of show and tell items to be included in the newsletter is one week prior to the meeting by 5:00 PM



RICHMOND WOODTURNERS

Newsletter

March 2024



American Association of Woodturners is a nonprofit organization dedicated to advancing the art and craft of woodturning worldwide through education. With more than 16,000 members and over 365 local chapters globally, AAW members include amateurs, hobbyists, professionals, gallery owners, collectors, tool and equipment suppliers, and others.

AAW wants to help you enrich your woodturning experience and pursue your aspirations wherever you are on your woodturning journey. We invite you to learn and grow with us and become part of the special community that is woodturning. They provide an almost limitless amount of resources: written articles, videos, and a yearly national symposium. Check them out at www.woodturner.org Consider joining today.

Sponsors and Friends of the Club



Organizations such as the Richmond Woodturners, Richmond Penturners, and James River Woodcarvers would not exist if it weren't for the kindness of their sponsors. We are blessed and grateful to have the Richmond Virginia Woodcraft store supporting us and our activities. Members get a 10% discount on meeting nights for most turning related items.

Please remember this and support them at every opportunity! For the classes provided at this location see [Woodcraft Classes](#) Look for classes taught by Ray Deyo, Clark Brummett, Brian Noble-Marx and others.