


RICHMOND WOODTURNERS

Newsletter

June 2024

www.richmondwoodturners.org



THE MISSION OF
RICHMOND
WOODTURNERS IS TO
PROVIDE EDUCATION
AND INFORMATION TO
THOSE WHO ARE
INTERESTED IN
WOODTURNING AND
TO PROMOTE
WOODTURNING AS AN
ART FORM WITHIN THE
CLUB AND TO THE
GENERAL PUBLIC

OFFICIAL CHAPTER
AAW
AMERICAN ASSOCIATION
OF WOODTURNERS

FEATURE Steve Kellner




Steve was raised in Connecticut and attended UConn for undergraduate school and then on the UC, Berkeley for graduate school. After grad school, he went to work for Dupont and stayed with them for his entire career. He worked in several locations

in the United States, but landed in Richmond in 2001.

Steve has been interested in wood working for most of his life, starting with flat work building furniture mostly. He decided to delve into woodturning in 2016 and joined Richmond Woodturning in 2018. He has been very active in the club with many contributions to both Show and Tell and Quarterly Challenges. He became President of the club in 2021 just in time to be hit with the challenge of Covid 19 and no in-person meetings. The club, under his leadership, came through that hurdle and now is thriving. Steve has also demonstrated his willingness to take on all kinds of challenges in his woodworking. His philosophy is "try it, the worst that can happen is failure". He really enjoys "problem solving" as he works to develop better ways to get things done. He has recently finished several furniture pieces using oak from a neighbors fallen tree. Steve has other interest other than woodworking. He used to really enjoy tennis until a knee replacement side lined him doing that. He now really enjoys biking. He is also a family man. He and his wife, Mary, have two sons.



Steve states that he is not the best turner, but has a grand time doing it and finds it extremely satisfying, a sentiment I think we all share.



RICHMOND WOODTURNERS

Newsletter

June 2024

President's Corner

I've got to say May's meeting was up there with the best we've had! It started with an excellent turnout for Turners Talk with lots of discussion about chucking techniques led by John Daniel. Then, after officially welcoming Jared to the Board of Directors, we presented and discussed 21 Show and Tell turnings. I expect that to become the norm! After a bit too long break for snacks, Jim Thorp presented and led a discussion on Shop Safety which was up there with the best programs that I can remember! If you were not at the meeting, do yourself a favor and go to our YouTube channel and watch it. I'm sure we all learned something new and were reminded of many safety practices that we may have forgotten. Thank you Jim for leading an excellent discussion. Thanks for listening and try to spend safe time in the shop and at the lathe.

Steve

Richmond Woodturner hats

Richmond's Woodturner's hats are here. If you ordered a hat through Dan Luttrell, they will be at the June 20 meeting. If you placed an order with Dan Luttrell and have not paid, please bring \$13, cash or check please.

Please bring and wear your badge to the meeting!

If you didn't sign up and want one, please contact Larry Yancey, lpYancey@gmail.com. The first one is free to members. There is a fee of \$10.00 to replace a lost one


Table of contents

Mission Statement	1
Feature	1
Presidents Corner	2
Table of Content	2
Richmond woodturner hats	2
Reminder to wear name badges	2
Directions to Bylaws and Board meetings	2
Penturners News	2
Woodcraft Guidelines	3
Quarterly Challenges	3
Future Demonstrations	3
Treasurer's Report	3
Join meeting via Zoom	3
Zoom instructions to join meeting	3
Turner's Talk	3-4
May Meeting Highlights	5
May Show and Tell Presentations	5-10
2 nd Quarter Challenge	11-13
June Show and Tell	14-15
Virginia Woodturner's Symposium	15-16
Bandsaw blade sharpening	17
300 Year Old Stump	18
Discount program Klingspor and Penn State	18
Tips/ Free Wood	19
For Sale	20
2024 Officers and Committees	21
Facebook Group	21
From the Editor	21
Club Membership dues	21
AAW	22
Sponsors and Friends of the Club	22

The board minutes and Bylaws of the club can be found on the RWT website.

Penturners News

The Richmond Penturners group meets at Woodcraft on the 2nd Thursday of the odd months at 6:00PM. This is a "subsidiary" of Richmond Woodturners; an informal group sharing thoughts and experiences with pen turning. Membership is not required. Come see us. Next meeting will be Tuesday, July 11 at 6:00. The discussion will be casting blanks.



RICHMOND WOODTURNERS

Newsletter

June 2024

Woodcraft Guidelines for our Meetings

Woodcraft graciously provides a space for the club to meet. The store closes at 7:00 PM and they have an employee stay until our meeting ends. They have requested that we do not wander around the store after they close. Do all your purchases prior to the 7:00 PM closing time.

Quarterly Challenges

3rd quarter 2024- bowl or vessel accented with texture

4th quarter 2024- turn an item to wear

Join Meeting Via Zoom

Be sure to check your email each month for the sign in information to join the meeting with Zoom. If for some reason, it is not in your in box, simply refer back to a previous invitation for the information which remains the same from month to month.

The Zoom link will be active starting at about 6:15 PM on the evening of the meeting.

June Program

Open lathe night with four of our members demonstrating different tools and techniques: Steve Kellner-skew, Barbara Dill- spindle gouge, Ray Deyo- twist texturing tool and Robert Gundel - parting tool and bedan. All will be going at the same time, so you will have a chance to take it all in and try your hand at using the tool being demonstrated

Future Demonstrations

July- Texturing/Pyrography with Ron Bishop and David Bushman

August-Dan Luttrell Pierced hollow sphere ornaments,

September- Wig stands, Pam Bozkurt

Treasurer's Report

Previous Balance (5/1/2024)	\$14,684.80
Income	33.81
Expense	95.00
New Balance (5/1/2024)	\$14,623.61

Turner's Talk

Mentoring & Skills Development Workshop


The workshop meets at the beginning of our regular Thursday meeting at 5:30 PM. Come on in and let's talk shop. June- Wood raffle in the parking lot at Woodcraft. See notice on page 4. Future Turner's Talk are:

July- Finish compatibility

August- Band saw tune up

September- Mandrels for turning spindles





RICHMOND WOODTURNERS

Newsletter

June 2024

ANNOUNCEMENT

JUNE TURNER'S TALK CHANGE

We will substitute this month's Turners Talk with a club-wide wood raffle.


WHEN: Meeting night June 20th

WHERE: Woodcraft parking lot in front of DSW Shoes
(Threat of rain moves it into the Woodcraft classroom)

TIME: 5:00 - 5:30 wood collection / ticket sales
5:30 – 6:15 Raffle

TICKET PRICE: 1/\$2, 3/\$5

Contribute any wood you feel others can use.
Ticket holders can win multiple times!
Numbers are drawn until wood is gone.




RICHMOND WOODTURNERS

Newsletter

June 2024

May Meeting Highlights



Dr. Jim Thorp provided an excellent program on shop safety and our health. He was extremely well prepared, extremely well organized, and the presentation was excellent. He took what could have been a really boring subject and turned it into a presentation that kept the attention of every person in the room. The presentation is on the club's YouTube channel. [Click here](#) to access it. Or go to YouTube and type in Richmond Woodturners and you will see it come up. I'm sure that we all picked up some ideas that we can implement in our own shops.

May Show and Tell presentations

Jeremy Parker



Jim Kennedy





RICHMOND WOODTURNERS

Newsletter

June 2024

Ron Bishop



Steve Kellner



Chuck Bajnai





RICHMOND WOODTURNERS

Newsletter

June 2024

Jaron Stephens



Ray Deyo



Dan Luttrell



David Bushman





RICHMOND WOODTURNERS

Newsletter

June 2024

Jim Thorp



Larry Yancey



Chuck Horton



Terry Stephens





RICHMOND WOODTURNERS

Newsletter

June 2024

John Daniel



Jim Zorn




Robert Gundel



David Goldsmith





RICHMOND WOODTURNERS

Newsletter

June 2024


Quarterly Challenge

Kevin Fitzpatrick



7" x 4.5" Bradford pear bowl with walnut handles finished with 1 coat of Danish Oil.

Dan Luttrell



Walnut Pie

Black Walnut, mineral oil

Steve Kellner



Partial Live Edge Winged Bowl with extended Rim handles: Spalted Sweet Gum, 10"x 7.5"x3.5", Wax finish.





RICHMOND WOODTURNERS

Newsletter

June 2024

Chuck Horton




Sycamore, 7 1/2" x 5" x 2 3/4" high. One coat of wipe on poly so far. A porringer, similar to one demonstrated at the AAW symposium.

Cody Walker



Finished Demo bowls for the quarterly challenge.



RICHMOND WOODTURNERS

Newsletter

June 2024

Ray Deyo



Beech bowl with handles. Finish is General Finishes satin oil urethane.

Ron Bishop



Maple and Walnut. 15" x 8" x 2" Libron Finishing Oil



RICHMOND WOODTURNERS

Newsletter

June 2024

John Daniel



Wood is red oak, finish is Danish Oil, then buffed.



Don't know the wood. Defect in wood turned bowl into a tray. Finish is Danish Oil, then buffed.

David Bushman



This is chestnut oak and the finish is spray on acrylic. It is about 12" in diameter.



RICHMOND WOODTURNERS

Newsletter

June 2024

Show & Tell

Steve Schwartz



Funeral Urn with
threaded lid. Ash
9.5" diameter X
12" high



Steve Kellner



Live edge bowl:
Spalted Sweet Gum,
10" diameter x 8" tall.
Lacquer finish.
Turned from full log
with pith. Very little
splitting.





RICHMOND WOODTURNERS

Newsletter

June 2024

Dan Luttrell



Ball Bearing, Gen 2 and Gen 3
Cherry, Maple, Birch, carnauba

Jerry Harvey




David Ellsworth and AAW inspired bowl. Poplar, 6.5" H , 5.5" W. Beall polish.

Chuck Horton



Bowl/platter, sycamore, finished with several coats of wipe on poly. 10" x 6" x 2"



RICHMOND WOODTURNERS

Newsletter

June 2024



Shape Your Vision

at the

Virginia Woodturners Symposium

November 2-3, 2024

Top Features:

- ♦ Choose from among 46 live demonstrations by leading turners and artists
- ♦ Browse the wood and tools offered by large array of vendors
- ♦ Enter your work for display or sale in the Instant Gallery
- ♦ Make new friends with woodturners from around the nation
- ♦ Low registration fees make this a "best value"
- ♦ Same great Fishersville, VA, location as in past years

Spend time and talk techniques with nationally recognized demonstrators:

- | | |
|-----------------------|------------------|
| ♦ Donna Zils Banfield | ♦ Barry Gross |
| ♦ Trent Bosch | ♦ Joe Fleming |
| ♦ Nick Agar | ♦ Jeff Hornung |
| ♦ JoHannes Michelsen | ♦ Linda Ferber |
| ♦ Andi Wolfe | ♦ Willie Simmons |
| ♦ Bob Rotche | ♦ Steve Schwartz |
| ♦ Kristin LeVier | ♦ Barbara Dill |

Shop these vendors (with many more to come!)

- ♦ Airbrushing Wood
- ♦ Best Wood Tools
- ♦ BG Artforms
- ♦ Big Monk Lumber
- ♦ The Bodging Bigfoot LLC
- ♦ Hannes Tools
- ♦ MDI Woodcarvers Supply
- ♦ Richard's Carbide Woodturning Tools
- ♦ Thompson Lathe Tools
- ♦ Trent Bosch Tools
- ♦ The Walnut Log

For hotel information, more details, or to register at early bird rates, click this link:

www.virginiawoodturners.com



RICHMOND WOODTURNERS

Newsletter

June 2024

Virginia Woodturner's Symposium

On even numbered years, the woodturning clubs of Virginia collaborate to provide a woodturning symposium. It will be held in Fishersville, VA on November 2 and 3 (Saturday and Sunday). There will be four 1 1/2 hour demos on Saturday and three on Sunday, for an advanced reservation fee of \$85. Each day there will be a choice of 7 demos in each time frame. This is a real bargain.


A top notch selection of demonstrators has already been arranged on an interesting variety of topics. However, such an event requires participation by club members in addition to just attending. People are needed to assist with A/V, registration, assisting vendor and demo station setup on Friday, and a myriad of other details. Equipment needs to be picked up and transported both before and after the event.

The Richmond Woodturners has named two delegates to the Symposium Committee to work toward producing a successful event. They are Walt Bennett and Bob Silkensen. Their role is to perform advance planning and communicate Symposium requirements to the club and its Board of Directors. Let them and any board member know of your interest in helping out.

The Virginia Symposium has a Facebook page, as well as a website. Either may be accessed for information about the Symposium.

Click [here](https://www.facebook.com/profile.php?id=61557838347480) go to the Facebook page: <https://www.facebook.com/profile.php?id=61557838347480>

Click




I was looking for a new 3/4" 3TPI blade for my bandsaw when I stumbled onto a discussion about sharpening them. The first techniques were time consuming and difficult to do uniformly. Then I came across a jig similar to the one shown in the photo from [finewoodworking.com](https://www.finewoodworking.com), Click [Here](https://www.finewoodworking.com/2022/11/23/clever-jig-sharpens-bandsaw-blades-in-place) for link or go to <https://www.finewoodworking.com/2022/11/23/clever-jig-sharpens-bandsaw-blades-in-place>. The blade is sharpened while on the saw, takes less than 10 min once set up, and results in the blade cutting almost like new and tracks well. Blade needs to have uniform tooth spacing and best for 3-4 TPI.

A small weight keeps the jig in contact with the blade as it is slowly rotated backward. Key adjustments are the distance from the blade so grinding wheel is parallel to back edge of the tooth and the vertical location and the length of registration pin. The pin is set so grinding wheel barely touches tooth to be sharpened and comes off tooth being sharpened before registration pin comes off its tooth.

I'll bring it to the meeting if you are interested in seeing it.

Steve Kellner



RICHMOND WOODTURNERS

Newsletter

June 2024

300 Year Old Elm Stump



After some sanding, Carrie Russell has obtained a 62" diameter glass top for the stump of the 300 year old Elm that she had to have removed. Some of you are familiar with this historical tree. The glass top covers most of the stump and looks very nice. She has ingeniously supported it with wine bottle corks which absorb the variation in flatness and provide an air space which should keep the surface free of mold. It is checking as you may expect. She is interested in continuing sanding (in stages) and coating/sealing the top surface in order to preserve it as long as possible. Of course, it is end grain,, exposed to the elements and may continue to draw moisture from the ground. *The question is*, what is the best surface treatment for this? Your expert opinion is requested. Remember, she will probably sand the surface, again and again, after applying sealer coats, as she is able, and wants the grain to remain visible.
Dan Luttrell

Klingspor and Penn State discount programs

Both Klingspor and Penn State Industries offer a 10% discount to members of woodturning clubs. If any member wishes to participate, both companies require the club to submit your name, email address, phone number, and mailing address. You must then establish an online account with a user name and password. Thereafter, you will receive an automatic 10% discount on all on line purchases.

Chuck Horton (our Secretary) is the contact point for RWT members who wish to participate. If you want to sign up for either or both discounts, send Chuck an email noting P, K or both and he will forward your information to the appropriate company. (Hortoncharles876@gmail.com)

If you DO NOT wish to participate, no action is necessary and your data will NOT be submitted.



RICHMOND WOODTURNERS


Newsletter

June 2024



I recently upgraded my laser pointer system in 2 ways. My problem has always been an inaccurate and intermittent laser beam due to vibration. I glued 2 pieces of wood together so that the laser could be offset to 90° above the carving tip. I drilled one hole to fit the boring bar and another to fit the laser holding bar. I bought 2 threaded inserts and thumb screws to lock onto the bars.

The second thing I did was to bore out the laser holder to fit a larger diameter and stronger laser pointer. Now everything is steady as a rock with a sharp bright point



Steve Schwartz

INFORMATION FOR POWERMATIC 3025C OWNERS by John Daniel

If you hear a squeak developing in your 3025C, check the belt. You may see it getting slightly frayed on one side - most likely the right side. If you find this, take a short stiff ruler and put it on the sides of the top and bottom pulley at the same time. If there is a gap, you need to adjust your pulley. **START** with the bottom. Look for a gap between the left side of the pulley and a shoulder on the shaft to the left. If you don't see a space, you are good there. If you do, move the bottom pulley **TO THE LEFT** against the shoulder in the shaft. To move it, loosen the set screw, tap the pulley tight against the shoulder and lock the set screw. (See note at the end of this regarding the set screws). Once the bottom pulley is in place, loosen the two set screws in the top pulley and tap it to the right or left to bring top and bottom pulleys into alignment and parallel. Once they are aligned, tighten the two set screws. Your squeak should be gone and the motor should (possibly) run smoother. Having just had this problem, Powermatic sent a tech to my shop because this is a fairly rare occurrence. **REGARDING** the set screws: The set screws are "pre-treated with a lock tight type material." You will notice a slight blue residue on them. When you put the screws back in lock them down. Check the key behind the set screw on the top and make sure the screw is hitting that "flat". Once all set screws are tight you are finished. **THIS SHOULD BE A THING TO CHECK ON YOUR DURING YOUR REGULAR MAINTENANCE ROUTINE.** Enjoy a wonderful beast: Powermatic 3025c.

Free Wood

I have a plot of land in Chamberland Farms subdivision in Henrico county, VA. Eventually my husband and I will build our retirement home on it, but for now we are looking to maintain the property. We have Beech (marked with pink tape), a couple of poplar, and Sweet Gum (marked with green tape) available for free to anyone who wants to come and cut those down. Please contact me if you are interested.

Dawna Peterson

dawnaetal@yahoo.com

513-330-1342

Note: if enough people are interested, we should pool our resources and go together.



RICHMOND WOODTURNERS

Newsletter


June 2024

For Sale



Offered by former woodturning club member Don Hart:


Delta Hollow Chisel Mortiser. 120V. Includes 1/4, 5/16, 3/8 and 1/2" chisels. Used for one project. Excellent condition. \$225.00 Contact Dan Luttrell 804-382-2145.



Record Drill Master English lathe

This is a heavy little lathe and quite strong and runs smoothly. It's great for small projects. I even turned a multi axis goblet on it!!! Included are more than one tool rest, a faceplate, pen mandrels, and a Jacobs Chuck. \$350. 00.

Contact [Barbara Dill](mailto:bdill6@verizon.net) www.bdill6@verizon.net 804-370-7464



RICHMOND WOODTURNERS

Newsletter

June 2024

2024 Officers and Committees

President – [Steve Kellner](#)
Vice President – [Ron Bishop](#)
Secretary – [Chuck Horton](#)
Treasurer – [Cody Walker](#)
Directors :
Membership Director – [Chuck Bajnai](#)
Activities Director – [John Daniel](#)
Web/information Director – [Neal Stublen](#)
AV Director- [Jared Parker](#)
Newsletter Director- [Larry Yancey](#)
Past President #1 – [Ray Devo](#)
Past President #2 – [Bill Buchanan](#)
Committee Chairpersons:
Social Media – Vacant
AAW Women in Turning Liaison – [Meg Turner](#)

A very special thank you to Izumi Miller for her contribution to this newsletter. She proof reads it and makes valued suggestions on ways to make it more readable.

Facebook Group

This Facebook group was created to provide a platform for our members to share project photos, to ask questions and, generally, to carry on the dialogs in which we so often engage during our monthly meetings.

[Richmond Woodturner Facebook](#)

<https://www.facebook.com/groups/832886010074989/>.

Club Membership dues

Individual—\$35, Family (must reside at the same address) —\$45, Student (under 19 years)—\$15. For more details, please visit the website at www.richmondwoodturners.org and go to the membership tab.

From the Editor

MEETINGS- Meetings are on the 3rd Thursday of the month at Woodcraft. 5:30- 6:15 PM, Turners Talk , 6:30:7:15 PM business meeting, 7:15-8:30 PM program. If you are attending via Zoom, you may log in at any time after 6:15 PM.

TURNER’S TALK- For those who have knowledge to share and those who have questions. A time to exchange ideas and knowledge. Also just a time to talk shop.

SHOW AND TELL- Email pictures of your work to the newsletter editor at rwtnewsletter@gmail.com for publication in the newsletter and for the presentation used for the meeting. Submissions to rwtnewsletter@gmail.com will automatically be forwarded to Steve Kellner. The deadline for submission of show and tell items to be included in the newsletter is one week prior to the meeting by 5:00 PM.



RICHMOND WOODTURNERS

Newsletter

June 2024



American Association of Woodturners is a nonprofit organization dedicated to advancing the art and craft of woodturning worldwide through education. With more than 16,000 members and over 365 local chapters globally, AAW members include amateurs, hobbyists, professionals, gallery owners, collectors, tool and equipment suppliers, and others.

AAW wants to help you enrich your woodturning experience and pursue your aspirations wherever you are on your woodturning journey. We invite you to learn and grow with us and become part of the special community that is woodturning. They provide an almost limitless amount of resources: written articles, videos, and a yearly national symposium. Check them out at www.woodturner.org Consider joining today.

Sponsors and Friends of the Club



Organizations such as the Richmond Woodturners, Richmond Penturners, and James River Woodcarvers would not exist if it weren't for the kindness of their sponsors. We are blessed and grateful to have the Richmond Virginia Woodcraft store supporting us and our activities. Members get a 10% discount on meeting nights for most turning related items.

Please remember this and support them at every opportunity! For the classes provided at this location see [Woodcraft Classes](#) Look for classes taught by Ray Deyo, Clark Brummett, Brian Noble-Marx and others.