


# RICHMOND WOODTURNERS

## Newsletter

August 2024

[www.richmondwoodturners.org](http://www.richmondwoodturners.org)



THE MISSION OF RICHMOND WOODTURNERS IS TO PROVIDE EDUCATION AND INFORMATION TO THOSE WHO ARE INTERESTED IN WOODTURNING AND TO PROMOTE WOODTURNING AS AN ART FORM WITHIN THE CLUB AND TO THE GENERAL PUBLIC

OFFICIAL CHAPTER  
**AAW**  
AMERICAN ASSOCIATION  
OF WOODTURNERS

### FEATURE

## Wooden Frisbee



This was made in 2015 for a Richmond Woodturners summer picnic challenge. I don't know who came up with the idea, but it was an interesting challenge to turn and it flies pretty well. The picnic was held at Aage Rendalen's house in Glen Allen. It was in moderately large back


yard. The idea was to see whose frisbee would fly the furthest. Mine placed about the middle of the pack. I concluded that the power of the thrower's arm had more to do with the distance traveled than the design of the frisbee. Several ended up two back yards over, and some in neighbor back yards on the next street over. (Their back yards abutted Aage's.)

Alas, Aage isn't with us anymore. He passed due to cancer not many years after the picnic. He was a skilled and creative turner and board member, who demonstrated for the club several times.

As to the pictured frisbee, I don't remember exactly how I turned it. I recently drafted a step-by-step sequence and attempted a second one. However, I had large chunks of the rim chip out when I started hollowing it and have abandoned the effort for now. I don't remember at all how I did the undercutting on the rim. I tried several approaches and none were satisfactory. If someone has a suggestion, I'd like to hear it.



Written by Chuck Horton



# RICHMOND WOODTURNERS

## Newsletter

August 2024

### President's Corner

We're on a roll! Another outstanding meeting! It started with Jim Thorp presenting a very good treatise on finish compatibility and finishing in general and it was very well attended. That was followed by the business meeting which included an excellent collection of 17 Show & Tell entries highlighted by a few more of Dan Luttrell's 'Motor Parts'! And that was just the warm-up! The feature presentation by Dave Bushman and Ron Bishop on texturing, which was AAW presentation quality. They make it look easy so even 'hesitant' turners (like yours truly) will have to give it a try for next month's Challenge!

I think everyone really enjoyed last month's open lathe night with audience participation. Watching and listening to Dave and Ron, it occurred to me that 'hands-on texturing open lathe type night' might be something we should think about for next year. What do you think? I'd love to get some feedback on this and other ways to have more interactive meetings.

Don't forget to sign up for demonstration slots at the fair and for the Virginia Woodturning Symposium. Thanks for listening.

Steve

Please bring and wear your badge to the meeting!

If you want one, please contact Larry Yancey, [lpancey@gmail.com](mailto:lpancey@gmail.com). The first one is free to members. There is a fee of \$10.00 to replace a lost one


### Table of contents

Mission Statement	1
Feature	1
Presidents Corner	2
Table of Content	2
Reminder to wear name badges	2
Directions to Bylaws and Board meetings	2
Penturners News	2
Woodcraft Guidelines	3
Quarterly Challenges	3
Future Demonstrations	3
Treasurer's Report	3
Join meeting via Zoom	3
August program	3
Turner's Talk	4
Memory of Herb Hausmann	4
July Demonstration	4
July Show and Tell presentation pictures	5-8
August Show and Tell turnings	9-15
State Fair information	16-17
Virginia Woodturner's Symposium	18-19
Steve Schwartz show	19
Free Wood	19
Discount program Klingspor and Penn State	20
Tips and Tricks	20
2024 Officers and Committees	21
Facebook Group	21
From the Editor	21
Club Membership dues	21
AAW	22
Sponsors and Friends of the Club	22

The board minutes and Bylaws of the club can be found on the [RWT website](#).

### Penturners News

The Richmond Penturners group meets at Woodcraft on the 2nd Thursday of the odd months at 6:00PM. This is a "subsidiary" of Richmond Woodturners; an informal group sharing thoughts and experiences with pen turning. Membership is not required. Come see us.



# RICHMOND WOODTURNERS

## Newsletter

### August 2024

### Woodcraft Guidelines for our Meetings

Woodcraft graciously provides a space for the club to meet. The store closes at 7:00 PM and they have an employee stay until our meeting ends. They have requested that we do not wander around the store after they close. Do all your purchases prior to the 7:00 PM closing time. If you need to leave early, please arrange that with the Woodcraft employee

### Quarterly Challenges

3<sup>rd</sup> quarter 2024- bowl or vessel accented with texture

4<sup>th</sup> quarter 2024- turn an item to wear

### Join Meeting Via Zoom

Be sure to check your email each month for the sign in information to join the meeting with Zoom. If for some reason, it is not in your in box, simply refer back to a previous invitation for the information which remains the same from month to month.

The Zoom link will be active starting at about 6:15 PM on the evening of the meeting.

### Turner's Talk

### Mentoring & Skills Development Workshop

The workshop meets at the beginning of our regular Thursday meeting at 5:30 PM. Come on in and let's talk shop .

- August- Band saw tune up
- September- Mandrels for turning spindles
- October- Tips and tricks
- November- Drying wood

### August Program


Our August program is a demonstration of pierced hollow sphere ornament by Dan Luttrell


### Future Demonstrations

- September- Wig stands, Pam Bozkurt
- October- Skew turned finials, Steve Kellner
- November- Yarn bowl, David Bushman
- December- Annual Christmas party

### Treasurer's Report

Previous Balance (6/1/2024)	\$14,731.24
Income	89.79
Expense	0.00
New Balance (6/30/2024)	\$14,821.03





# RICHMOND WOODTURNERS

## Newsletter

August 2024

### In Memory of Herb Hausmann

Our fellow member, Herbert “Herb” Hausmann passed away on July 18 at the age of 84. Herb joined Richmond Woodturners in 2019 because of his love of working with wood. Herb’s real love was Shaker style furniture. In addition to wood working, he loved being in the outdoors either hunting or fishing. He particularly enjoyed spending time with his family on his property in Sullivan County, Pa. He was an avid reader and could remember things he read years before. One of his favorite subjects was anything to do with the Revolutionary War. Herb suffered from a respiratory condition that hindered his ability to attend out meeting for the last several years. Many will remember that he was able to attend our Christmas party last year. He and his wife Carol were married 55 years.



### July Demonstration

#### Texturing and Pyrography



David Bushman



Ron Bishop

Video of this demonstration will soon be available on [Club Web Site](#) under “Resources” tab.



# RICHMOND WOODTURNERS

## Newsletter

August 2024

### July Show and Tell Presentations

Steve Kellner



Scott Germain



Dan Currier



Larry Yancey





# RICHMOND WOODTURNERS

## Newsletter

### August 2024

Dan Luttrell



Scott Synnott



Kevin Fitzpatrick





# RICHMOND WOODTURNERS

## Newsletter

August 2024

Cody Walker



Chuck Horton



David Bushman



Ron Bishop





# RICHMOND WOODTURNERS

## Newsletter

August 2024

Jay Pugh



Terry Stephens



Tiffany Kopcak



Rob Blader







# RICHMOND WOODTURNERS

## Newsletter

### August 2024

## August Show & Tell

Steve Schwartz



Cherry Burl Natural Edge Bowl



Ash with Basket Weave



Cherry Burl Bowl

David Bushman



Cherry footed vessel that is 7" tall and 4" in diameter. The finish is wipe on poly.




# RICHMOND WOODTURNERS

## Newsletter

### August 2024

Ron Bishop

"Dog Bowl" from July Meeting  
Sycamore 8" x 4"  
Odies Hard wax oil



"Dog Bowl" Pyrography



Dan Currier



This 9.5" x 1.5" Maple Burl and live edge bowl came from a tree in the Richmond Area. It was sanded down to 600 grit, then applied a sanding paste and a coat of Odie's oil for the final finish.



# RICHMOND WOODTURNERS

## Newsletter

August 2024

John Dwyer



I turned this bowl in a recent class with Ray Deyo "Mastering the Bowl Gouge." It is made out of cherry. Minwax oil base cherry stain and finished with 3 coats of minwax clear gloss wipe on polyurethane. Dimensions are: 5 1/2" x 2".

I am quite new to woodturning and this is the second bowl I've attempted.

Brad Miller



This is a 13" x 4.5" ash bowl with hand made walnut Bow tie inlay.

Larry Yancey



Osage Orange Bowl, 9" diameter x 3" tall. Finished with three coats of Mahoney's Walnut oil.



# RICHMOND WOODTURNERS

## Newsletter

### August 2024

#### Steve Kellner



Grinder: Maple Salt (or Pepper) mill made in preparation for Woodcraft demo 24-August. It's based on one seen in the most recent issue of Fine Woodworking turned by Matt Monaco. It is 2.5" x 10". No finish yet and mechanism not glued in place.

Mother/daughter bowls: Osage Orange mother/daughter bowls, 9.5"x 5", 6.5"x 3", no finish. Larger may get embellishments to 'enhance' the cracks.



Oak bowl: Wormy' White Oak Bowl, 9.5"x 2.5" Sand blasted and 1 coat 50% cut varnish.



# RICHMOND WOODTURNERS

## Newsletter

August 2024

Ray Deyo



A 10" tall Dave Bushman copy.  
Cherry(?) with oil urethane finish.

Neal Stublen



Wood: Zelkova  
Size: 9.5" diameter, 5" height  
Finish: Tried & True Original.

Cody Walker



Elvis and Johnny! Postage stamps.

Terry Stephens



Spinning tops made out ash, colored with permanent markers or Sharpies with the help of John Daniel.



# RICHMOND WOODTURNERS

## Newsletter

August 2024

Dan Luttrell



A linchpin and a pto (power takeoff, not paid time off) pin. Do you know which is which? Dogwood and Oak. Parts by Dan.



This may have fit the 1920's Rumely Oil Pull that I helped restore when I was a kid in about 1962. Curly Oak may not be the best material for an intake valve, but it looks antique. 3" x 10" with a 7/8" stem. Complete with Boxwood spring retainer and Dogwood keepers. Parts by Dan.

I was 8 years old when Paul walked into the drug store where I was working and asked if I wanted a job driving a tractor. Well, yeaaaah! I already knew how to drive. John, the owner of the grocery store had been taking me to deliver groceries, and letting me drive his '54 Ford down the long driveways on the farms. Accepting this job was not a problem since I was only working at the drug store after school. This began as driving a Cub tractor, mowing some the larger lawns in the area, plowing snow off the sidewalks, and cultivating corn. Paul owned the local Gulf station, with a 4 bay garage. He was a great mechanic and welder. I worked for him until about the time I got my drivers license at age 15. When there was no work for the tractor, I pumped gas and learned how to service cars, and then school buses. I was small and could maneuver a creeper pretty good under a school bus. There were always special jobs coming in and I learned a lot.

One of them was restoring a 1920's Rumely Oil Pull. As I think back, I believe I became the son Paul never had.





# RICHMOND WOODTURNERS

## Newsletter

### August 2024

Richard Asby

2 bowls I turned for my Dad's 80th birthday.



Spalted beech I got in wood auction. It was very punky when I started turning, so I stabilized it with cactus juice, and turned it, Finish is Doctors Pens Plus finish then scratch free finishing polish.



I turned a basic shape I like for ash bowl and finished with boiled linseed oil and beeswax.

Jerry Harvey



My wife saw one at an antique shop and took a photo, she wanted one. Mahogany back rest and seat and legs. Spindles walnut. I turned all the spindle parts. Then I carved the back rest. The finish is Rubio monocoat.

Robert Gundel



Osage Orange hollow form 8"w x 9 1/4"h. Danish Oil, buffed and waxed.



# RICHMOND WOODTURNERS

## Newsletter

August 2024



The Virginia State Fair is coming September 27 through October 6. The club is encouraging members to participate in two ways:

1- enter a piece in one or more of the following categories

- Class 6101 Bowls
- Class 6012 Platters
- Class 6103 Vases
- Class 6104 Boxes and Containers
- Class 6105 Hollow Forms
- Class 6106 Turnings incorporating surface treatments or decorations
- Class 6107 Woodturning, other (please describe)

Awards:

1<sup>st</sup>, 2<sup>nd</sup>, 3<sup>rd</sup> each class \$10.00 & Ribbon  
Best of Section \$20.00 & ribbon

*This year you will be able to enter in one of three categories:  
Novice, Intermediate, or Advanced*

Dan Luttrell has provided the following information

### *Virginia State Fair Adult Competitions*

Richmond Woodturners is promoting more competition at the State Fair this year. You are encouraged to enter. Here is the main

Website: [statefairva.org](http://statefairva.org)

"Our" Division is 61, Turnings (but you may want to enter other Divisions as well).





# RICHMOND WOODTURNERS

## Newsletter

\$3

August 2024

Division 61 has been broken down into three groups, 61A Novice, 61B Intermediate, and 61C Advanced, in order to stimulate participation and provide for more winners. Also, this year, the top winners are awarded \$10. The entry fee is \$3. You can [register online](#).

Please read the rules online.

Please see this link for Entry Deadlines, Delivery Deadlines, and Pick-up Dates. This link also has the mail-in registration form if you need that.

The club is also planning to deliver entries en mass, for those who may live too far from the fairgrounds. For this to happen, registration will have to be complete, and entries will need to be properly packaged, well identified (copy of entry form please), and delivered to the August woodturners meeting. Arrangements for pickup are also planned.

Get your best work together and give it a go. The public wants to see what you are capable of.


### *2- State Fair Demonstration*

Participate in demonstrating during a 4 hour shift during the fair. Great fun, just ask someone who has done it.

If you plan to enter the Adult Creative Arts competition at the State Fair, here is a [link](https://cdn.saffire.com/files.ashx?t=fg&rid=StateFairVA&f=2024_Adult_Creative_Arts_(1)_7.3.24.pdf)  
[https://cdn.saffire.com/files.ashx?t=fg&rid=StateFairVA&f=2024\\_Adult\\_Creative\\_Arts\\_\(1\)\\_7.3.24.pdf](https://cdn.saffire.com/files.ashx?t=fg&rid=StateFairVA&f=2024_Adult_Creative_Arts_(1)_7.3.24.pdf)

The deadline for entries is August 29. Enter on-line. Delivery dates for entries are September 13 and 14. To [register](#) online go to: <https://www.statefairva.org/p/competitions/arts-and-crafts-competitions>. **Note: if you can't get the hyperlink to work, just copy and paste the link noted.**

If you want your entries delivered by a club member, please bring them to the August 15 meeting. It will be too late by the September 19 meeting. Your pieces should be suitably packaged and include a copy of the entry form for identification.



# RICHMOND WOODTURNERS

## Newsletter

### August 2024



## Shape Your Vision at the Virginia Woodturners Symposium

November 2-3, 2024

### Top Features:

- ◆ Choose from among 46 live demonstrations by leading turners and artists
- ◆ Browse the wood and tools offered by large array of vendors
- ◆ Enter your work for display or sale in the Instant Gallery
- ◆ Make new friends with woodturners from around the nation
- ◆ Low registration fees make this a "best value"
- ◆ Same great Fishersville, VA, location as in past years

### Spend time and talk techniques with nationally recognized demonstrators:

- |                       |                  |
|-----------------------|------------------|
| ◆ Donna Zils Banfield | ◆ Barry Gross    |
| ◆ Trent Bosch         | ◆ Joe Fleming    |
| ◆ Nick Agar           | ◆ Jeff Hornung   |
| ◆ JoHannes Michelsen  | ◆ Linda Ferber   |
| ◆ Andi Wolfe          | ◆ Willie Simmons |
| ◆ Bob Rotche          | ◆ Steve Schwartz |
| ◆ Kristin LeVier      | ◆ Barbara Dill   |

### Shop these vendors (with many more to come!)

- ◆ Airbrushing Wood
- ◆ Best Wood Tools
- ◆ BG Artforms
- ◆ Big Monk Lumber
- ◆ The Bodging Bigfoot LLC
- ◆ Hannes Tools
- ◆ MDI Woodcarvers Supply
- ◆ Richard's Carbide Woodturning Tools
- ◆ Thompson Lathe Tools
- ◆ Trent Bosch Tools
- ◆ The Walnut Log

For hotel information, more details, or to register at early bird rates, click this link:

[www.virginiawoodturners.com](http://www.virginiawoodturners.com)



# RICHMOND WOODTURNERS

## Newsletter

August 2024

### Virginia Woodturner's Symposium

On even numbered years, the woodturning clubs of Virginia collaborate to provide a woodturning symposium. It will be held in Fishersville, VA, on November 2 and 3 (Saturday and Sunday). There will be four 1 1/2 hour demos on Saturday and three on Sunday, for an advanced reservation fee of \$85. Each day there will be a choice of 7 demos in each time frame. This is a real bargain.

A top notch selection of demonstrators has already been arranged on an interesting variety of topics. However, such an event requires participation by club members in addition to just attending. People are needed to assist with A/V, registration, assisting vendor and demo station setup on Friday, and a myriad of other details. Equipment needs to be picked up and transported both before and after the event.

The Richmond Woodturners has named two delegates to the Symposium Committee to work toward producing a successful event. They are Walt Bennett and Bob Silkensen. Their role is to perform advance planning and communicate Symposium requirements to the club and its Board of Directors. Let them and any board member know of your interest in helping out.

The Virginia Symposium has a Facebook page, as well as a website. Either may be accessed for information about the Symposium.

Click [here](https://www.Facebook.com/profile.php?id=61557838347480) go to the Facebook page: <https://www.Facebook.com/profile.php?id=61557838347480>

### NOTICE


**Steve Schwartz** will be showing some of his work at the Fredericksburg Center for the Creative Arts Museum, the lower level, September 6 through 30. This show will feature approximately 20 of his turnings. There will be an opening reception on Friday, Sept. 6, 6:00-8:30 with wine and hors-d'oeuvres. 813 Sophia St, Fredericksburg, VA. 22401. The show is open Mon, Thurs, Fri: 12pm-4pm Saturday: 11am-4pm Sunday: 1pm-4pm. Other art galleries in the area will also be open late that evening.

### FREE WOOD

Mrs Carol Hausmann is offering wood that Herb had to club members. She tells me that it is mostly walnut in the form of logs and planks. Please contact Mrs. Carol Hausmann at 804-360-4127 to inquire about it. I went by today and it is mostly big beautiful walnut logs. If you go, you will need to take a chain saw as the logs are so big. Did not see cracks or checks. When you call and she doesn't answer, leave a message and she will call back.

Here are a couple of pictures of some of the wood.





# RICHMOND WOODTURNERS

## Newsletter

August 2024

### Klingspor and Penn State discount programs

Both Klingspor and Penn State Industries offer a 10% discount to members of woodturning clubs. If any member wishes to participate, both companies require the club to submit your name, email address, phone number, and mailing address. You must then establish an online account with a user name and password. Thereafter, you will receive an automatic 10% discount on all on line purchases.

Chuck Horton (our Secretary) is the contact point for RWT members who wish to participate. If you want to sign up for either or both discounts, send Chuck an email noting P, K or both and he will forward your information to the appropriate company. ([hortoncharles876@gmail.com](mailto:hortoncharles876@gmail.com))

If you DO NOT wish to participate, no action is necessary and your data will NOT be submitted.

### Tips and Tricks

Steve Kellner is going to discuss “Turning your bandsaw” at the Turners Talk at the August meeting. One to the topics will be blade tension.

Measuring Bandsaw Blade Tension  
Excerpt from *Solowoodworker.com*

If you are like me, you normally tension your blade by feel and, if you use the same size blade and it cuts well, you’re good; but if you change blade size, that feel might not work.

Determining tension is not difficult if you have an inexpensive dial indicator. You just measure elongation (amount of stretch) and back-calculate tension which is easier than it sounds. Using the Stress/Strain equation: **Elongation or strain (L) = Stress (tension) / E (Young’s modulus ~30,000,000 for steel).**

For 30,000 tension,  $L = 30,000 / 30,000,000 = 0.001$ ” per in. If we measure over 10”,  $L = 0.01$ ” for 30,000 psi tension or  $.001 / 3000$  psi tension. Blade tension is typically ~ 20,000 psi which is .007 “ elongation. The jig for measuring is shown here (10” between clamps).

Steve will demonstrate this as part of his Turner’s Talk during this month’s meeting.





# RICHMOND WOODTURNERS

## Newsletter

August 2024

### 2024 Officers and Committees

**President – Steve Kellner**  
**Vice President – Ron Bishop**  
**Secretary – Chuck Horton**  
**Treasurer - Cody Walker**  
**Directors :**  
**Membership Director – Chuck Bajnai**  
**Activities Director – John Daniel**  
**Web/information Director – Neal Stublen**  
**AV Director- Jared Parker**  
**Newsletter Director- Larry Yancey**  
**Past President #1 – Ray Deyo**  
**Past President #2 – Bill Buchanan**  
**Committee Chairpersons:**  
**Social Media – Vacant**  
**AAW Women in Turning Liaison – Meg Turner**

A very special thank you to Izumi Miller for her contribution to this newsletter. She proof reads it and makes valuable suggestions on ways to make it more readable.

### Facebook Group

This Facebook group was created to provide a platform for our members to share project photos, to ask questions and, generally, to carry on the dialogs in which we so often engage during our monthly meetings.

[Richmond Woodturner Facebook](https://www.facebook.com/groups/832886010074989/)

<https://www.facebook.com/groups/832886010074989/>.

### Club Membership dues


Individual—\$35, Family (must reside at the same address) —\$45, Student (under 19 years)—\$15. For more details, please visit the website at [www.richmondwoodturners.org](http://www.richmondwoodturners.org) and go to the membership tab.

### From the Editor

**MEETINGS-** Meetings are on the 3rd Thursday of the month at Woodcraft. 5:30- 6:15 PM, Turners Talk , 6:30:7:15 PM business meeting, 7:15-8:30 PM program. If you are attending via Zoom, you may log in at any time after 6:15 PM.

**TURNER’S TALK-** For those who have knowledge to share and those who have questions. A time to exchange ideas and knowledge. Also just a time to talk shop.

**SHOW AND TELL-** Email pictures of your work to the newsletter editor at [rwtnewsletter@gmail.com](mailto:rwtnewsletter@gmail.com) for publication in the newsletter and for the presentation used for the meeting. Submissions to [rwtnewsletter@gmail.com](mailto:rwtnewsletter@gmail.com) will automatically be forwarded to Steve Kellner. The deadline for submission of show and tell items to be included in the newsletter is one week prior to the meeting by 5:00 PM.



# RICHMOND WOODTURNERS

## Newsletter

August 2024



American Association of Woodturners is a nonprofit organization dedicated to advancing the art and craft of woodturning worldwide through education. With more than 16,000 members and over 365 local chapters globally, AAW members include amateurs, hobbyists, professionals, gallery owners, collectors, tool and equipment suppliers, and others.

AAW wants to help you enrich your woodturning experience and pursue your aspirations wherever you are on your woodturning journey. We invite you to learn and grow with us and become part of the special community that is woodturning. They provide an almost limitless amount of resources: written articles, videos, and a yearly national symposium. Check them out at [www.woodturner.org](http://www.woodturner.org) Consider joining today.

### Sponsors and Friends of the Club



Organizations such as the Richmond Woodturners, Richmond Penturners, and James River Woodcarvers would not exist if it weren't for the kindness of their sponsors. We are blessed and grateful to have the Richmond Virginia Woodcraft store supporting us and our activities. Members get a 10% discount on meeting nights for most turning related items.

Please remember this and support them at every opportunity! For the classes provided at this location see [Woodcraft Classes](#). Look for classes taught by Ray Deyo, Clark Brummett, Brian Noble-Marx and others.