


RICHMOND WOODTURNERS

Newsletter

September 2024

www.richmondwoodturners.org



THE MISSION OF RICHMOND WOODTURNERS IS TO PROVIDE EDUCATION AND INFORMATION TO THOSE WHO ARE INTERESTED IN WOODTURNING AND TO PROMOTE WOODTURNING AS AN ART FORM WITHIN THE CLUB AND TO THE GENERAL PUBLIC

OFFICIAL CHAPTER
AAW
AMERICAN ASSOCIATION
OF WOODTURNERS

FEATURE


Submitted by Katherine Harris

I seem to learn just about everything the hard way. So, I was thinking a monthly quip about things I learned the hard way could be funny and helpful. I will start you off:

I mount my pieces on a face plate and turn the outside to the shape I want and add a tenon. After that, I create a form to contain the resin, then pour to the top and let it overflow the form. It was my intent to attach the tenon in my chuck after the resin cured to complete the turning process. When pouring a resin crown, it is obvious that you need something under it. I put mine on a piece of silicon inside a tray. (Never mind how I learned to use a tray! Did you know that set resin will peel off of concrete?). In this case, the overflow ran down the sides to the point that the tenon was covered with resin. I now know that it is essential to raise your turning off the mat to avoid that problem. Overflow resin will get underneath the wood and it does not peel off! Fortunately, the inside of the bowl was not yet hollowed and I could still see the screw holes from the face plate. That allowed me to remount the face plate on to the piece, re-turn the outside and tenon and go on with it. Here is the bowl:



Oh, the resin filled the crack nicely, lol.



RICHMOND WOODTURNERS

Newsletter

September 2024

President's Corner

Steve Kellner

Another great meeting last month! I really enjoyed leading the Turners Talk discussion on bandsaw tune-up. As with other discussions I've led, I learned a lot not only about tuning up a bandsaw but how to use my bandsaw more effectively. I hope others learned half as much I did, and at least one member has built a blade sharpening jig and had great success with it!

Moving on to the business meeting and Show & Tell, I'm happy to say the sign-up sheet for fair demonstrators was so successful that Dan added a third lathe; I think there are still a few spots left.

Don't miss out on the fun; if you have not signed up, get with Dan and join the party. And then we get to Show & Tell! By my count, 24 of us participated which may not be a record but it was great to see.

And then there was Dan, trooper that he was to demonstrate his method of making thin-walled hollow forms for piercing even on a bum knee! Hats off to you! You put the new lathe with its new swing-away tailstock feature to good use. We did not leave him with much time to do much piercing but he still made it look easy if you have the right tool of course.

Thanks for listening and make some shavings!

Please bring and wear your badge to the meeting!

If you want one, please contact Larry Yancey, lyancey@gmail.com. The first one is free to members. There is a fee of \$10.00 to replace a lost one

Table of contents

Mission Statement	1
Feature	1
Presidents Corner	2
Table of Content	2
Reminder to wear name badges	2
Directions to Bylaws and Board meetings	2
Penturners News	2
Woodcraft Guidelines	3
Future Quarterly Challenges	3
Future Demonstrations	3
Treasurer's Report	3
Join meeting via Zoom	3
September program	3
Turner's Talk	3
Welcome new members	4
Richmond Woodturners are Tops	5
Beware of Phishing scam	6
RWT Golf Tournament	6
RWT Club Activities	7
August Demonstration	8
August Show and Tell presentation pictures	8-13
Third Quarter Challenge pictures	14-16
September Show and Tell turnings	16-17
Virginia Woodturner's Symposium	18-19
For Sale	19
Discount program Klingspor and Penn State	20
Tips and Tricks	20
2024 Officers and Committees	21
Facebook Group	21
From the Editor	21
Club Membership dues	21
AAW	22
Sponsors and Friends of the Club	22

The board minutes and Bylaws of the club can be found on the [RWT website](#).

Penturners News

The Richmond Penturners group meets at Woodcraft on the 2nd Thursday of the odd months at 6:00PM. This is a "subsidiary" of Richmond Woodturners; an informal group sharing thoughts and experiences with pen turning. Membership is not required. Come see us.



RICHMOND WOODTURNERS

Newsletter

September 2024

Woodcraft Guidelines for Our Meetings

Woodcraft graciously provides a space for the club to meet. The store closes at 7:00 PM and they have an employee stay until our meeting ends. They have requested that we do not wander around the store after they close. Do all your purchases prior to the 7:00 PM closing time. If you need to leave early, please arrange that with the Woodcraft employee

Quarterly Challenges

3rd quarter 2024- bowl or vessel accented with texture

4th quarter 2024- turn an item to wear

Join Meeting Via Zoom

Be sure to check your email each month for the sign in information to join the meeting with Zoom. If for some reason, it is not in your in box, simply refer back to a previous invitation for the information which remains the same from month to month.

The Zoom link will be active starting at about 6:15 PM on the evening of the meeting.

Turner's Talk Mentoring & Skills Development Workshop

The workshop meets at the beginning of our regular Thursday meeting at 5:30 PM. Come on in and let's talk shop .

September- Mandrels for turning spindles. A lot of "standard" mandrels will be shown at turners talk, but, if you have something you consider special, please bring it. Perhaps we all may learn something new.

October- Tips and tricks
November- Drying wood

September Program

Our September program is a demonstration of making wigs stands with Pam Bozkurt

Future Demonstrations

October- Skew turned finials, Steve Kellner


November- Yarn bowl, David Bushman

December- Annual Christmas party

Treasurer's Report

Previous Balance (8/1/2024)	\$14,821.03
Income	114.79
Expense	391.01
New Balance (9/1/2024)	\$14,544.81





RICHMOND WOODTURNERS

Newsletter

September 2024

Welcome New Members



Teri Drappier



Greg Gorbet



David Cox



Bill Fowkes



Chick Kleman

I have a Oneway 2436 Lathe and always went to the woodturners at craft shows. My wife gave me a bowl making class for Christmas and I've been hooked ever since. I've sold at craft shows over the years and find that a nice way to move inventory out of the shop.



RICHMOND WOODTURNERS

Newsletter

September 2024

Richmond Woodturners are tops!!



The Board of the Club recently approved a new opportunity for us to use the art form of woodturning as a way to bring some joy and happiness to the children of the Children's Hospital of Richmond. The details follow below.

We are inviting every member of our club to make 3 - 5 spinning tops to be given to children who are currently in treatment at the Children's Hospital of Richmond. These items will be given to both inpatient and outpatient children. Please understand we are asking that you bring the best you have so these kids will receive what is a fun "WOW" for them. Now, if everyone does this, we will have over 300 to deliver to the hospital to be distributed by the staff to the children. I can see their faces now! A hand turned, beautifully decorated spinning top to play with on the table in their room. I am excited for these children already!

This is an act of generosity and an effort to display the art form we enjoy in a way that brings goodness into the lives of seriously ill children. That is truly "win-win." We get to create and the sick children have fun.

Now, I know you will ask, "are we only gathering spinning tops?" Indeed, spinning tops are what we are requesting. But, if you have a small wooden toy you have made that you think would be enjoyed, send me a photo and I can let you know if it fits the criteria. We have to have small items. Please, no used or second hand toys.

When I see our wonderful group of turners, I know that beautiful things will come.


So, please bring these to our meetings on September 19th and October 17th. There will be a "bucket" for you to deposit them into. I am anxious to see our "bucket" overflow.

Keep two things in mind : 1) that any finish should be "food safe." Children love bright colors, 2) these tops are going to children and we should anticipate active play, so they should not be fragile, but sturdy. While perfection is not our goal, doing the best we can is.

You may bring your tops on September 19 and on October 17 to the regular meeting of the club. We plan to do this on a regular basis so we will seek to fill the buckets again. Right now let's get all we can ready to deliver by October 17th.

Thank you in advance. If you have questions of any nature please feel free to email me at jwdaniel@me.com.

With Gratitude for your Generosity,
John Daniel
Activities Director
Richmond Woodturning Club



RICHMOND WOODTURNERS

Newsletter

September 2024

Beware of Phishing Scam

From Chuck Horton

We want to warn all our members about a phishing email scam that is has been and is currently being sent to our members and members of other clubs in the state. The email, supposedly from the president, asked the member to send \$1000 to a vendor through the Zelle banking web site. Of course, the member would be reimbursed from the treasury. This is a bogus email. It's concerning because the sender knows of the club, knows the president's name, knows they have a treasury, and knows at least one member's name and email address. It is not known how they obtained this information. If you should receive a similar email (or phone call), ignore it and let a board member know. We will never send you an email asking for money other than annual dues. If you have any doubts about an email apparently from officers or other club members, contact that person directly or a board member to check its authenticity.

The First Annual Richmond Woodturner's Golf tournament



Chuck Bajnai and Jim Zorn played in the First Annual RWT Golf Event on August 27 at Magnolia Green Golf Club. The weather was hot; the camaraderie was exceptional; the scores will be better next year.



Chuck Bajnai and Al Kiebert enjoyed the second round of the 1st annual golf event at Magnolia Green Golf Club on September 4. The scores did not matter because the camaraderie was well above par.



RICHMOND WOODTURNERS

Newsletter

September 2024

Richmond Woodturners Club Activity

Woods To Goods
Hosted by Barry and Leigh Smith
October 19, 2024
11 am – 1 pm

Situated on 135 acres, you are invited to come out and join us for a day in the country. We will have a sawmill demonstration, a tour of the lumber yard, kiln, and woodshop. Feel free to bring a bag lunch and a chair. Water will be provided. Complimentary lumber drops available for members and we also have variety of kiln dried lumber available for sale. (no credit or cash apps accepted) The location is approximately 15 miles East of Kings Dominion, **305 Hazelwood Rd, Aylett Va 23009.**

The point person for this event is Chuck Bajnai. Please RSVP by October 17th Club Meeting to Chuck Bajnai in person at the club meeting or email at: csbajnai@gmail.com. We need to know who is planning to attend. Please respond to Chuck ASAP. This will be a great time to explore a wonderful wood resource within our club and to have a time of visiting with one another and getting to know each other better.

Wood for Wig Stands

Thanks to the generosity of Barry and Leigh, wood sets for approximately 20 wig stands will be available at the September club meeting. Wood for the top, bottom and spindle are available in sets. Thanks to Barry and Leigh for their kindness in helping to make this project so successful.

Please make sure you get your set before you leave. The sets are Maple and Sycamore woods. You will make beautiful stands from this wood. Please RSVP to Chuck Bajnai re: Visit to Woods To Goods mill


Please plan to get a wig stand set to take home to make a stand after the meeting this month.

Remember the Demo will be on how to make a wig stand. Thanks for your participation in both of these opportunities.

John Daniel

Activities Director

Richmond Woodturners Club



August Demonstration

Dan Luttrell provided a demonstration on pierced hollow sphere ornaments



August Show and Tell Presentations

Steve Schwartz

David Bushman





RICHMOND WOODTURNERS

Newsletter

September 2024

Dan Currier



John Dwyer



Brad Miller bowl presented
by Izumi Miller



Larry Yancey





RICHMOND WOODTURNERS

Newsletter

September 2024

Steve Kellner



Ray Deyo




Neal Stublen



Cody Walker





RICHMOND WOODTURNERS

Newsletter

September 2024

Terry Stephens



Dan Luttrell




Richard Asby



Robert Gundel





RICHMOND WOODTURNERS

Newsletter

September 2024

Bill Talbot



Chuck Horton



John Daniel



Jim Zorn





RICHMOND WOODTURNERS

Newsletter

September 2024

Bill Fowkes



Jim Kennedy




Chris Cornwall



Scott Synnott





September Quarterly Challenge

Luigi D'Amato



Il giorno 3 set 2024, alle ore 19:02

Ray Deyo



White cedar small carved and textured vessel coated with spray lacquer.

Ron Bishop



The Texture Challenge Piece I used as the demo at the July Meeting which I took from WoodTurning Magazine, a piece by Elizabeth Weber.



RICHMOND WOODTURNERS

Newsletter

September 2024

Cody Walker



Sycamore Teapot, textured with pyrography.

Dan Luttrell



Completed piercing of demo pieces. Various woods. Some with lacquer finish.


David Bushman



Cherry vessel with a texture in the offset turned circle. The texture is one I learned from Sammy Long. The color is artist acrylics and the overall finish is spray acrylic.



The completed demo piece I was using for the texturing demo Ron Bishop and I did a couple months ago. The color is also artist acrylic paint and the overall finish is spray acrylic.



RICHMOND WOODTURNERS

Newsletter

September 2024

Steve Kellner



Cherry Vase, 4" diameter x 6" tall, finish: Renaissance Wax, Embellishment: Accent rings using 1/16" ball point wood burner on top and base. I'm a novice when it comes to embellishment, so I went with simple, but I hope elegant. As to finish, I applied multiple layers of Renaissance wax on the lathe and was surprised at the deep shine I achieved. This is quickly becoming my

September Show & Tell

Ray Deyo



Thanksgiving table decoration: white oak replacement acorns with original caps coated with lacquer

Ron Bishop



Cherry Burl
8 1/2" x 4"
Behlen Paste Wax



RICHMOND WOODTURNERS

Newsletter

September 2024

Bill Fowkes



The attached images are of a “tree” that I turned and carved. It is Oak with a Salad Bowl finish and is about 9.5” tall and 10” wide. I turn the shape on the lathe and then carve using several tools depending on the amount of detail I need and the amount of wood I have to remove.

Dan Luttrell




This piece will be completed before “Show and Tell” at the September meeting.

Jerry Harvey



Vase... wild cherry 9"x 6"...friction polish. extremely hard wood and difficult to turn.



RICHMOND WOODTURNERS

Newsletter

September 2024



Shape Your Vision

at the

Virginia Woodturners Symposium

November 2-3, 2024

Top Features:

- ◆ Choose from among 46 live demonstrations by leading turners and artists
- ◆ Browse the wood and tools offered by large array of vendors
- ◆ Enter your work for display or sale in the Instant Gallery
- ◆ Make new friends with woodturners from around the nation
- ◆ Low registration fees make this a "best value"
- ◆ Same great Fishersville, VA, location as in past years

Spend time and talk techniques with nationally recognized demonstrators:

- ◆ Donna Zils Banfield
- ◆ Trent Bosch
- ◆ Nick Agar
- ◆ JoHannes Michelsen
- ◆ Andi Wolfe
- ◆ Bob Rotche
- ◆ Kristin LeVier
- ◆ Barry Gross
- ◆ Joe Fleming
- ◆ Jeff Hornung
- ◆ Linda Ferber
- ◆ Willie Simmons
- ◆ Steve Schwartz
- ◆ Barbara Dill

Shop these vendors (with many more to come!)

- ◆ Airbrushing Wood
- ◆ Best Wood Tools
- ◆ BG Artforms
- ◆ Big Monk Lumber
- ◆ The Bodging Bigfoot LLC
- ◆ Hannes Tools
- ◆ MDI Woodcarvers Supply
- ◆ Richard's Carbide Woodturning Tools
- ◆ Thompson Lathe Tools
- ◆ Trent Bosch Tools
- ◆ The Walnut Log

For hotel information, more details, or to register at early bird rates, click this link:

www.virginiawoodturners.com



RICHMOND WOODTURNERS

Newsletter

September 2024

Virginia Woodturner's Symposium

On even numbered years, the woodturning clubs of Virginia collaborate to provide a woodturning symposium. It will be held in Fishersville, VA, on November 2 and 3 (Saturday and Sunday). There will be four 1 1/2 hour demos on Saturday and three on Sunday, for an advanced reservation fee of \$85. Each day there will be a choice of 7 demos in each time frame. This is a real bargain.

A top notch selection of demonstrators has already been arranged on an interesting variety of topics. However, such an event requires participation by club members in addition to just attending. People are needed to assist with A/V, registration, vendor and demo setup on Friday, and a myriad of other details. Equipment needs to be picked up and transported both before and after the event.

The Richmond Woodturners has named two delegates to the Symposium Committee to work toward producing a successful event. They are Walt Bennett and Bob Silkensen. Their role is to perform advance planning and communicate Symposium requirements to the club and its Board of Directors. Let them and any board member know of your interest in helping out.

The Virginia Symposium has a Facebook page, as well as a website. Either may be accessed for information about the Symposium.


Click [here](https://www.Facebook.com/profile.php?id=61557838347480) go to the Facebook page: <https://www.Facebook.com/profile.php?id=61557838347480>

FOR SALE



Harbor Freight 5T electric wood splitter. In very good condition. Asking \$200 for it.

Jerry Fisher's contact information:
twentysevenjs@gmail.com.



RICHMOND WOODTURNERS

Newsletter

September 2024

Klingspor and Penn State discount programs


Both Klingspor and Penn State Industries offer a 10% discount to members of woodturning clubs. If any member wishes to participate, both companies require the club to submit your name, email address, phone number, and mailing address. You must then establish an online account with a user name and password. Thereafter, you will receive an automatic 10% discount on all on line purchases.

Chuck Horton (our Secretary) is the contact point for RWT members who wish to participate. If you want to sign up for either or both discounts, send Chuck an email noting P, K, or both and he will forward your information to the appropriate company. (hortoncharles876@gmail.com)

If you DO NOT wish to participate, no action is necessary and your data will NOT be submitted.

Tips and Tricks

Dan Luttrell



“Screw” eyes for your ornaments.

Use lacquer coated copper wire from an old coil, transformer, or solenoid. Twist a 2” piece tightly around an 8d nail (or smaller, if you like), and cut the twist to about 1/4” long. Drill a hole in the top of your ornament and glue the eye in place. I personally think these are much less obtrusive than the smallest screw eye you can get from the hardware store.



RICHMOND WOODTURNERS

Newsletter

September 2024

2024 Officers and Committees

President – Steve Kellner
Vice President – Ron Bishop
Secretary – Chuck Horton
Treasurer - Cody Walker
Directors :
Membership Director – Chuck Bajnai
Activities Director – John Daniel
Web/information Director – Neal Stublen
AV Director- Jared Parker
Newsletter Director- Larry Yancey
Past President #1 – Ray Deyo
Past President #2 – Bill Buchanan
Committee Chairpersons:
Social Media – Vacant
AAW Women in Turning Liaison – Meg Turner

A very special thank you to Izumi Miller for her contribution to this newsletter. She proof reads it and makes valuable suggestions on ways to make it more readable.

Facebook Group

This Facebook group was created to provide a platform for our members to share project photos, to ask questions and, generally, to carry on the dialogs in which we so often engage during our monthly meetings.

[Richmond Woodturner Facebook](https://www.facebook.com/groups/832886010074989/)

<https://www.facebook.com/groups/832886010074989/>.

Club Membership dues


Individual—\$35, Family (must reside at the same address) —\$45, Student (under 19 years)—\$15. For more details, please visit the website at www.richmondwoodturners.org and go to the membership tab.

From the Editor

MEETINGS- Meetings are on the 3rd Thursday of the month at Woodcraft. 5:30- 6:15 PM, Turners Talk , 6:30:7:15 PM business meeting, 7:15-8:30 PM program. If you are attending via Zoom, you may log in at any time after 6:15 PM.

TURNER’S TALK- For those who have knowledge to share and those who have questions. A time to exchange ideas and knowledge. Also just a time to talk shop.

SHOW AND TELL- Email pictures of your work to the newsletter editor at rwtnewsletter@gmail.com for publication in the newsletter and for the presentation used for the meeting. Submissions to rwtnewsletter@gmail.com will automatically be forwarded to Steve Kellner. The deadline for submission of show and tell items to be included in the newsletter is one week prior to the meeting by 5:00 PM.



RICHMOND WOODTURNERS

Newsletter

September 2024



American Association of Woodturners is a nonprofit organization dedicated to advancing the art and craft of woodturning worldwide through education. With more than 16,000 members and over 365 local chapters globally, AAW members include amateurs, hobbyists, professionals, gallery owners, collectors, tool and equipment suppliers, and others.

AAW wants to help you enrich your woodturning experience and pursue your aspirations wherever you are on your woodturning journey. We invite you to learn and grow with us and become part of the special community that is woodturning. They provide an almost limitless amount of resources: written articles, videos, and a yearly national symposium. Check them out at www.woodturner.org Consider joining today.

Sponsors and Friends of the Club



Organizations such as the Richmond Woodturners, Richmond Penturners, and James River Woodcarvers would not exist if it weren't for the kindness of their sponsors. We are blessed and grateful to have the Richmond Virginia Woodcraft store supporting us and our activities. Members get a 10% discount on meeting nights for most turning related items.

Please remember this and support them at every opportunity! For the classes provided at this location see [Woodcraft Classes](#). Look for classes taught by Ray Deyo, Clark Brummett, Brian Noble-Marx, and others.