



RICHMOND WOODTURNERS

Newsletter

October 2024

www.richmondwoodturners.org




THE MISSION OF RICHMOND WOODTURNERS IS TO PROVIDE EDUCATION AND INFORMATION TO THOSE WHO ARE INTERESTED IN WOODTURNING AND TO PROMOTE WOODTURNING AS AN ART FORM WITHIN THE CLUB AND TO THE GENERAL PUBLIC

OFFICIAL CHAPTER
AAW
AMERICAN ASSOCIATION
OF WOODTURNERS

FEATURE


Submitted by Ray Deyo

"The Confused Plumber"




Many years ago, when attending my third AAW symposium, I saw two pieces of wooden pipe joined as an art piece in the instant gallery. The idea immediately drew my attention because it presented the opportunity to create something entirely different. Over the years, I mentally designed various pieces and ultimately built what was to be known as the "Plumber's Nightmare". After selling it to an art collector, I committed to making another pipe sculpture for myself. Like so many other turners, there were already various pieces on display at home, so it had to be something useful. Why not a lamp? And the idea of the "Confused Plumber" was born.

The base of this lamp needed to set the tone for strength and overall dimension. In addition to the 24 wood pieces making up the base, each of the four corners has a 1 1/4" long internal steel tube turned to the correct diameter and drilled for the wire to provide stabilizing weight. Otherwise, the lamp could have become top heavy. Wooden feet were then added for eventual leveling.



Strength throughout the piece was also a concern requiring three different approaches to joining pieces together based on location and function. Either flush ends were butted together requiring an internal sleeve for glue strength or they were coupled together with mortise and tenon construction. Some joints required a turned sleeve which accepted tenons from each side, but this third piece had to anticipate not only combined tenon length, but tenon diameter, especially when two different pipe diameters were being joined.

Design of the lamp occurred throughout the building process. As sections of height were added, intentionally unused pipe openings remained for connecting to the next section. To develop a mental image, the lamp was turned, so that an anticipated view from each of the four



RICHMOND WOODTURNERS

Newsletter

October 2024

President's Corner

Steve Kellner

Another excellent meeting. Good turnout and discussion during Turners Talk and an excellent discussion/demonstration on turning wig stands. But the focus of this month's PC note is to recognize the community focus the club is taking. Over the last few years, our outreach has revolved around **The State Fair of Virginia** with Dan leading the effort. This year, John has taken on the yeoman's task of moving us more toward a 'Service Organization' which, as a non-profit, we should be. Add to that Pam and Meg's efforts (in collaboration with Women In Turning), we now have two on-going efforts to provide hand made **Tops** (and other toys) to **Children's Hospital of Virginia** and **Wig Stands** to **Massey Cancer Center**. And I cannot forget Barry and Leigh's generous **donation** of kits for turning the wig stands.

Let's get everyone involved! We've got over 100 members. My challenge is to see everyone involved in at least one of these efforts. Let's show that we can do more than fill our houses with bowls!

Thanks for listening!
Steve

Note: Collection of dues for 2025 will begin in November

Please bring and wear your badge to the meeting!

If you want one, please contact Larry Yancey, lpynancey@gmail.com. The first one is free to members. There is a fee of \$10.00 to replace a lost one

Table of contents

Mission Statement	1
Feature	1
Presidents Corner	2
Table of Content	2
Reminder to wear name badges	2
Directions to Bylaws and Board meetings	2
Penturners News	2
Woodcraft Guidelines	3
Future Quarterly Challenges	3
Future Demonstrations	3
Treasurer's Report	3
Join meeting via Zoom	3
September program	3
Turner's Talk	3
Welcome new member	4
Community Service projects	5
September Demonstration	6
Wood Raffle notice	6
Christmas party announcement	7
Showcase your work	7
September Show and Tell presentation	8-12
October Show and Tell	12-16
State Fair pictures and information	17-19
Virginia Woodturner's Symposium	20
For Sale	21
Discount program Klingspor and Penn State	22
Tips and Tricks	22
2024 Officers and Committees	23
Facebook Group	23
From the Editor	23
Club Membership dues	23
AAW	24
Sponsors and Friends of the Club	24

The board minutes and Bylaws of the club can be found on the [RWT website](#).

Penturners News

The Richmond Penturners group meets at Woodcraft on the 2nd Thursday of the odd months at 6:00PM. This is a "subsidiary" of Richmond Woodturners; an informal group sharing thoughts and experiences with pen turning. Membership is not required. Next meeting is Nov. 14. Herb Walke will be discussing laser engraving.



RICHMOND WOODTURNERS

Newsletter

October 2024

Woodcraft Guidelines for Our Meetings

Woodcraft graciously provides a space for the club to meet. The store closes at 7:00 PM and they have an employee stay until our meeting ends. They have requested that we do not wander around the store after they close. Do all your purchases prior to the 7:00 PM closing time. If you need to leave early, please arrange that with the Woodcraft employee

Quarterly Challenges

3rd quarter 2024- bowl or vessel accented with texture

4th quarter 2024- turn an item to wear

Join Meeting Via Zoom

Be sure to check your email each month for the sign in information to join the meeting with Zoom. If for some reason, it is not in your in box, simply refer back to a previous invitation for the information which remains the same from month to month.

The Zoom link will be active starting at about 6:15 PM on the evening of the meeting.

Turner's Talk Mentoring & Skills Development Workshop

The workshop meets at the beginning of our regular Thursday meeting at 5:30 PM. Come on in and let's talk shop .

October- Wood raffle
November- Drying wood

October Program

Our October program is a demonstration of skew turned finials led by Steve Kellner.

Future Demonstrations

November- Yarn bowl, David Bushman

December- Annual Christmas party

January- Barbara Dill, Offset turning

Feb.- Larry Yancey, Introducing paper to turning

Mar.- Cindy Drozda -Finials and Unique Vessels

Treasurer's Report

Previous Balance (9/1/2024)	\$14,544.81
Income	35.00
Expense	248.35
New Balance (10/1/2024)	\$14,331.46





RICHMOND WOODTURNERS

Newsletter

October 2024

Welcome New Member

Chip Hidinger




Chip Hidinger has lived in RVA for the last eight years after moving for work from Phoenix Arizona. He has spent a lot of that time renovating a house. He was a past President of Arizona Woodturners.

Feature continued from page 1


could be envisioned. Once conceptualized, new pipes were made to accommodate the intended design requiring the shape, length and number of openings on each to be determined as needed. This necessitated many prototypes and the lamp cord fed through pipes as the lamp was built. From the beginning an articulating arm at the top of the lamp was planned and several prototypes were made. However, when the final piece had been completed and installed, it didn't compliment the lamp and was replaced with a different cap. Overall, through prototypes and redesign, 40% more pipes were actually made than used in the finished product.

When completed, the 48 feet of pipes were made from 29 species of wood encompassing 1132 pieces, 35 of which are internal and not visible. Total construction time was well over one year. There are ten non-functioning valves with handles that turn – each valve having five separately turned parts. Individual pipe sections were finished prior to assembly with glue joints protected. All joints are assembled with wood glue for longevity – no “CA” glue was used. In the construction there is one “Y” pipe – the most difficult piece to make. It required two prototypes and, with a finished diameter of 7/8” and length of 3”, it ultimately required a starting piece of wood 5”x7”x3” because of the many alternative mounting requirements.



Finding a lamp shade to dress but not overpower the sculpture was more difficult than anticipated. It had to compliment with color, be unobscure in shape and aim the light downward to expose the intricacy of design. After many trials and errors, the perfect one was located in a big box store. Who would have figured? And, when I thought the project was complete, it needed a small pipe to hold the shade in place – two more pieces.

If the project proved one thing, it isn't always about what is mounted. It can also be about how it is mounted. Yes, another “Plumber” is in design.



RICHMOND WOODTURNERS

Newsletter

October 2024

Richmond Woodturners Community Service projects

The Board of the Club recently approved two opportunities for us to use the art form of woodturning as a way to bring some comfort, joy and happiness to people that are experiencing serious health issues>

FIRST- We are inviting every member of our club to make 3 - 5 spinning tops to be given to children who are currently in treatment at the Children's Hospital of Richmond. These items will be given to both inpatient and outpatient children. Please understand we are asking that you bring the best you have so these kids will receive what is a fun "WOW" for them. Now, if everyone does this, we will have over 300 to deliver to the hospital to be distributed by the staff to the children. I can see their faces now! A hand turned, beautifully decorated spinning top to play with on the table in their room. I am excited for these children already!

SECONDLY, members, in corporation with the Women in Turning are ask to make wig stands for patients at Massey Cancer Center that have lost their hair as a result of chemo-therapy. Direction for making a wig stand can be found on the RWT website (www.richmonwoodturner.org) or by [clicking this link](#).

Both of these projects are an act of generosity and an effort to display the art form we enjoy in a way that brings goodness into the lives of seriously ill people. That is truly a "win-win". We get to create and the sick among us know they are not forgotten and hopefully give them encouragement.


Thank you again to Barry & Leigh for supplying wood at the September meeting to make the wig stands.

Richmond Woodturners Club Activity

Woods To Goods
Hosted by Barry and Leigh Smith
October 19, 2024
11 am – 1 pm

Situated on 135 acres, you are invited to come out and join us for a day in the country. We will have a sawmill demonstration, a tour of the lumber yard, kiln, and wood shop. Feel free to bring a bag lunch and a chair. Water will be provided. Complimentary lumber drops available for members and we also have variety of kiln dried lumber available for sale. (no credit or cash apps accepted) The location is approximately 15 miles East of Kings Dominion, **305 Hazelwood Rd, Aylett Va 23009**.

The point person for this event is Chuck Bajnai. Please RSVP by October 17th Club Meeting to Chuck Bajnai in person at the club meeting or email at: csbajnai@gmail.com. We need to know who is planning to attend. Please respond to Chuck ASAP. This will be a great time to explore a wonderful wood resource within our club and to have a time of visiting with one another and getting to know each other better.



RICHMOND WOODTURNERS

Newsletter

October 2024

September Demonstration



Pam Bozkurt demonstrated the turning of wig stands which is now one of two community projects for Richmond Woodturners. Pam provided a handout and an through explanation of the process. The handout is available in the Resources tab of the RWT website or click [here](#) to get the handout.



Announcement! October Turners Talk

This month only we will be substituting the normal Turners Talk session with a club-wide wood raffle to be held in the outer parking lot at Woodcraft in front of DSW Shoes. Threat of rain will move it into the classroom at Woodcraft. We hope everyone will bring a piece of wood someone else can use and participate in the raffle. Proceeds will be used to support future audio-visual purchases to improve visibility and learning – a benefit to everyone!

5:00 – 5:30 Wood collection and raffle ticket sales

(Tickets \$2@ or 3/\$5)

5:30 – 6:15 Raffle

6:15 – 6:30 Cleanup

6:30 – 8:30 Normal October RW meeting at Woodcraft



RICHMOND WOODTURNERS

Newsletter

October 2024

Christmas Party

December 12, 2024 6:30 PM

Note: this is a week prior normal meeting night

Location: St. Giles Presbyterian Church

5200 Grove Avenue, Richmond, Va. 23226

- Supper Plans: Main entrée provided by the club. All attending will be invited to bring side dishes and dessert. DETAILS to follow by email
- FUN: Woodturning WHITE ELEPHANT gift exchange so come prepared
- SPECIAL surprises!!!
- NOTE: This will take the place of the regular December meeting which will include 4th quarter Challenge presentation
- BRING SOMEONE: Spouses and special friends are welcome
- RSVP will be requested starting with the October meeting

SHOWCASE YOUR WORK

St. Giles Presbyterian Church has invited Richmond Woodturners to display our work. They have two large glass front display cases and would love to show off some of our work. If you would be willing to put something in that you have done on display, please bring the item to the October club meeting. John Daniel, Activities Director, will collect them and take them to St. Giles. They will be on display until the first of January. This is a generous offer to our club. Let's display the art from we love crafting.



RICHMOND WOODTURNERS

Newsletter

October 2024

September 3rd Quarter Challenge Presentations

Ray Deyo



Ron Bishop



Cody Walker



Dan Luttrell





RICHMOND WOODTURNERS

Newsletter

October 2024

David Bushman



Steve Kellner



Galen Rice



Jim Kennedy





September Show and Tell Presentations

Ray Deyo



Ron Bishop



Jim Zorn

Scott Synnott





RICHMOND WOODTURNERS

Newsletter

October 2024

Dan Luttrell



Chuck Horton



Jared Parker



Jaron Stephens





RICHMOND WOODTURNERS

Newsletter

October 2024

Jim Kennedy



Teri Drappier



October Show and Tell



American Patriot Pen

Cody Walker



Lighthouse Pen



RICHMOND WOODTURNERS

Newsletter

October 2024

Chuck Bajnai



Japanese Cedar hollow form. Leaves outlined/burned with soldering gun. Air brushed, Multiple coats of satin lacquer

Steve Schwartz



Funeral Urn with threaded lid and doves.

Dan Luttrell



Dragster axle. Spalted Sycamore, Maple, Cherry. OughtaSpinm. Parts by Dan.





RICHMOND WOODTURNERS

Newsletter

October 2024

Steve Kellner




Wig Stand: Sycamore from Barry and Leigh. 6" base, 5" top, 14" tall. Finish is water-based acrylic. I'm calling this my 'organic form' wig stand. Was going to be a tree but looks more like a toad stool! Four coats of finish, sanding with 320 grit between coats.

Dan Currier



The top is 20" tall and 11" in diameter, the crown is made of Spalted Maple, the Shoulder is made of Black Walnut, the Body (disk) is made from Spalted Elm with a top and bottom transition piece made of Spalted Maple and the top is tuned black Walnut. The display stand is made of Birdseye Maple with a black Walnut body holder. The Top does spin but was created to more of sculptural piece of wood art, not a functional piece of craft. This is version one of what I hope to turn a few more times with more unique woods



RICHMOND WOODTURNERS

Newsletter

October 2024

Scott Synnott



Cherry burl hollow form. 4.5" tall. Tried and True Danish oil.



Walnut hollow form with crotch grain area. 7.5" tall. Tried and True Danish oil.

Ron Bishop

Cherry Burl
11" x 4" Liberon Finishing Oil



Jerry Harvey



Spalted Poplar lidded bowl: lid stained White Oak. 6" high, X 7" wide. Danish oil finish.



RICHMOND WOODTURNERS

Newsletter

October 2024

Steve Kellner



Soft-wood bowl : 6" x 2", sandblasted, stained, sandblasted, water based acrylic finish, and polished with Beale system. Someone's rough turned discard left at the fair. Saw the Bill Luce article in American Woodturner and decided this was a perfect project for sand-blasting and staining.

Jim Thorp



These will be part of Christmas presents for this year.

Ray Deyo



16" Holly vessel with water based polyacrylic finish



RICHMOND WOODTURNERS

Newsletter

October 2024


Pictures from the State Fair



The following is a list of the members of our club that volunteered to demonstrate at the Fair:

Al Kiebert, Barbara Dill, Bill Buchanan, Jackie Buchanan, Bob Marchese, Chris Cornwell, Chuck Bajnai, Chuck Horton, Ann Horton, Cody Walker, Dan Currier, Dan Luttrell, Dave Bushman, Don Rowe, Carlton Rowe, Galen Rice, Georgia Wood, Greg Gorbet, Izumi Miller, Brad Miller, Jaron Stephens, Jared Parker, Jeremy Parker, Jerry Fisher, Joanne Fisher, Jim Kennedy, John Daniel, Jenny Daniel, Kevin Fitzpatrick, Matt Baker, Neal Stublen, Richard Asby, Rob Blader, Robert Gundel, Kay Gundel, Ron Thompson, Scott Synnott, Steve Kellner, Teri Drappier, Terry Stephens, Gina Stephens, and Tiffany Kopcak.

A hero's salute to Dan Luttrell for his tireless work to make the State Fair a success again this year. Also, a big thank you to Bill Buchanan and Steve Kellner who pitched in to help Dan move the lathes to the fair and back.



STATE FAIR WINNERS

Hollow Forms



Chuck Bajnai -1st. Place
Intermediate Purple
Heart Form



Neal Stublen 2nd Place
Intermediate Hollow
Form Bowl



Dan Luttrell 1st Place
Advanced Spalted Holly Jar

Bowls




Larry Yancey-1st. Place
Intermediate Segmented
Bowl
Best in Section



John Daniel 2nd Place
Intermediate Segmented
Bowl



Neal Stublen 3rd Place
Intermediate Holly Bowl



RICHMOND WOODTURNERS

Newsletter

October 2024

Other



Dan Luttrell-1st. Place
Advanced, Universal Joint



Bill Fowkes-2st. Place
Advanced, Tree



Dan Luttrell-3rd. Place
Advanced, Distributor Cap


Surface Treatment



Cody Walker- 1st place
Advanced, Tea Pot

Non-club member winners:

Richard Hotchkiss	Intermediate	Other
	Intermediate	Bowls
Svonne Stickley	Novice	Bowls
Brian Morse	Intermediate	Other
	Intermediate	Other
Christine Floyd	Novice	Other



RICHMOND WOODTURNERS

Newsletter

October 2024



Shape Your Vision

at the

Virginia Woodturners Symposium

November 2-3, 2024

Top Features:

Choose from among 46 live demonstrations by leading turners and artists
Browse the wood and tools offered by large array of vendors
Enter your work for display or sale in the Instant Gallery
Make new friends with woodturners from around the nation
Low registration fees make this a "best value"
Same great Fishersville, VA, location as in past years

Spend time and talk techniques with nationally recognized demonstrators:

Donna Zils Banfield	Barry Gross
Trent Bosch	Joe Fleming
Nick Agar	Jeff Hornung
JoHannes Michelsen	Linda Ferber
Andi Wolfe	Willie Simmons
Bob Rotche	Steve Schwartz
Kristin LeVier	Barbara Dill

Shop these vendors (with many more to come!)

Airbrushing Wood
Best Wood Tools
BG Artforms
Big Monk Lumber
The Bodging Bigfoot LLC
Hannes Tools
MDI Woodcarvers Supply
Richard's Carbide Woodturning Tools
Thompson Lathe Tools
Trent Bosch Tools
The Walnut Log

For hotel information, more details, or to register at early bird rates, click this link:

www.virginiawoodturners.com



RICHMOND WOODTURNERS


Newsletter

October 2024

FOR SALE

1. Delta outboard turning stand- - solid as a rock. \$50
- 2 Delta Midi-lathe BED extension - -the older style -- fits with some good expertise in machine drilling work for the holes to match. Never out of the box. \$75
3. Windsor style stools 2- unpainted so you choose the color and I do the painting. I made them both following instructions from P. Wallace of PA. \$120 each.
4. Beale-- buffing system; all in the box, never used but checked to see if all components present. Price on the box is \$ 89.00 but asking \$50
5. System for mounting bowls to clean up the bottoms. 4 plates mount on a standard Nova chuck 1/2 price of new. I used them once, but went to a vacuum system.
Give a holler and I will sent photos if necessary

Contact Phil Duffy 757-870-7007 or duffy.philp@gmail.com
Cash or Venmo, or Paypal



RICHMOND WOODTURNERS

Newsletter

October 2024

Klingspor and Penn State discount programs

Both Klingspor and Penn State Industries offer a 10% discount to members of woodturning clubs. If any member wishes to participate, both companies require the club to submit your name, email address, phone number, and mailing address. You must then establish an online account with a user name and password. Thereafter, you will receive an automatic 10% discount on all on line purchases.

Chuck Horton (our Secretary) is the contact point for RWT members who wish to participate. If you want to sign up for either or both discounts, send Chuck an email noting P, K, or both and he will forward your information to the appropriate company. (hortoncharles876@gmail.com)

If you DO NOT wish to participate, no action is necessary and your data will NOT be submitted.

Richmond Woodturners has been approached by two more organizations that want our membership email addresses. Rather than asking members again to opt in or out, here is their information and you can sign up or not. They are Carter and Son Toolworks and Chapel Hill Woodturners.

Carter and Son Toolworks website is carterandsontoolworks.org (oddly enough). They offer frequent tips as well as sales offers. Log on to sign up.

Chapel Hill Woodturners conduct instructional workshops by well known professional turners. They are located in Chapel Hill, NC, about 160 miles from Richmond. Their website is chwt.org where you can view their calendar of classes and sign up for notifications.

Tips and Tricks

How to sand to a superior finish.

I sand at 200-300 RPM (very slow). Sanding at low speed gives the grit more opportunity to work than it does at high speed. Since the sandpaper is more efficient at low speed, it means that I am actually getting my sanding done faster and without burned fingers or getting heat checks (small cracks).

My preference is to sand to a glossy finish. When the wood is glossy, most of the finish stays on the surface. If you use a wipe on, finish you will need less coats to get a great glowing shine. You must sand out all scuffs and imperfections with coarse sandpaper before proceeding through to 200 grit. I follow this with 300, 400, 600 & 800 Rhino Soft foam backed pads. This doesn't take long since I use these for only 30-60 seconds each. Now, finish with 1200 grit but turn up the speed to medium fast (800-1000 RPM). This last step burnishes the wood and you will see the wood become shinier as you sand. You will see a big difference if you just turn up the speed to burnish with whatever you are using for your final grit or with a hand full of saw dust.

Steve Schwartz



RICHMOND WOODTURNERS

Newsletter

October 2024

2024 Officers and Committees

President – Steve Kellner
Vice President – Ron Bishop
Secretary – Chuck Horton
Treasurer - Cody Walker
Directors :
Membership Director – Chuck Bajnai
Activities Director – John Daniel
Web/information Director – Neal Stublen
AV Director- Jared Parker
Newsletter Director- Larry Yancey
Past President #1 – Ray Deyo
Past President #2 – Bill Buchanan
Committee Chairpersons:
Social Media – Vacant
AAW Women in Turning Liaison – Meg Turner

A very special thank you to Izumi Miller for her contribution to this newsletter. She proof reads it and makes valuable suggestions on ways to make it more readable.

Facebook Group

This Facebook group was created to provide a platform for our members to share project photos, to ask questions and, generally, to carry on the dialogs in which we so often engage during our monthly meetings.

[Richmond Woodturner Facebook](https://www.facebook.com/groups/832886010074989/)

<https://www.facebook.com/groups/832886010074989/>.

Club Membership dues

Individual—\$35, Family (must reside at the same address) —\$45, Student (under 19 years)—\$15. For more details, please visit the website at www.richmondwoodturners.org and go to the membership tab.

Notice: Collection of dues for 2025 will begin in November.

From the Editor

MEETINGS- Meetings are on the 3rd Thursday of the month at Woodcraft. 5:30- 6:15 PM, Turners Talk , 6:30:7:15 PM business meeting, 7:15-8:30 PM program. If you are attending via Zoom, you may log in at any time after 6:15 PM.

TURNER’S TALK- For those who have knowledge to share and those who have questions. A time to exchange ideas and knowledge. Also just a time to talk shop.

SHOW AND TELL- Email pictures of your work to the newsletter editor at rwtnewsletter@gmail.com for publication in the newsletter and for the presentation used for the meeting. Submissions to rwtnewsletter@gmail.com will automatically be forwarded to Steve Kellner. The deadline for submission of show and tell items to be included in the newsletter is one week prior to the meeting by 5:00 PM.



RICHMOND WOODTURNERS

Newsletter

October 2024



American Association of Woodturners is a nonprofit organization dedicated to advancing the art and craft of woodturning worldwide through education. With more than 16,000 members and over 365 local chapters globally, AAW members include amateurs, hobbyists, professionals, gallery owners, collectors, tool and equipment suppliers, and others.

AAW wants to help you enrich your woodturning experience and pursue your aspirations wherever you are on your woodturning journey. We invite you to learn and grow with us and become part of the special community that is woodturning. They provide an almost limitless amount of resources: written articles, videos, and a yearly national symposium. Check them out at www.woodturner.org Consider joining today.

Sponsors and Friends of the Club



Organizations such as the Richmond Woodturners, Richmond Penturners, and James River Woodcarvers would not exist if it weren't for the kindness of their sponsors. We are blessed and grateful to have the Richmond Virginia Woodcraft store supporting us and our activities. Members get a 10% discount on meeting nights for most turning related items.

Please remember this and support them at every opportunity! For the classes provided at this location see [Woodcraft Classes](#). Look for classes taught by Ray Deyo, Clark Brummett, Brian Noble-Marx, and others.