


RICHMOND WOODTURNERS

Newsletter

January 2025

www.richmondwoodturners.org



THE MISSION OF RICHMOND WOODTURNERS IS TO PROVIDE EDUCATION AND INFORMATION TO THOSE WHO ARE INTERESTED IN WOODTURNING AND TO PROMOTE WOODTURNING AS AN ART FORM WITHIN THE CLUB AND TO THE GENERAL PUBLIC




FEATURE


January Demonstration

Barbara Dill



Our own Barbara Dill will give a short slide presentation as an overview and then demonstrate a fun project, maybe with some interesting twists (pun intended). Barbara has served on the AAW Board of Directors and is the author of *Multi-Axis Spindle Turning: A Systematic Exploration*. Yes, she wrote the book on the subject and is THE authority on multi-axis turning. In addition, she has been published several times in the *American Woodturner* magazine and has made several videos that can be seen at her YouTube channel. Barbara has traveled far and wide to teach and share her love of multi-axis turning. In 2023, she did a demonstration in Ireland. She also offered classes at her shop to turners who had a desire to learn her methodology of multi-axis turning





RICHMOND WOODTURNERS

Newsletter

January 2025

President's Corner

Steve Kellner

Out with the old, in with the new! As I'm writing this the new year has just arrived. For Richmond Woodturners, last year went out with a bang. Thanks to the efforts of John and the team that worked with him, the Christmas party was great fun and a nice end to an eventful year.

Ron put together a strong program for our monthly meetings, Turners' Talk has become a real part of our meetings with excellent participation and turnout, and we've expanded our outreach beyond the State Fair.

With the Tops and Wig Stand efforts, we're starting to meet our obligations as a 501c3 organization. We need to keep these programs moving forward (you've all made wig stands for this month's challenge, right?) and find new ways to expand our outreach. If you see an opportunity, let us know!

The new year will also see us (really Jared) rolling out our new Audio Visual equipment and modifying remote access to our meetings.

And speaking of meetings, Ron has put together an excellent slate of programs but we're still looking for more interesting Turners' Talk subjects and people to lead them.

Enough talk for now. I'm behind on my turning and need to get moving on my wig stand challenge!

Thanks for listening.

Note: Dues for 2025 are now due.

Please bring and wear your badge to the meeting!

If you want one, please contact Larry Yancey, lyyancey@gmail.com. The first one is free to members. There is a fee of \$10.00 to replace a lost one.


Table of contents

Mission Statement	1
Feature	1
President's Corner	2
Reminder to wear name badges	2
Table of Contents	2
Penturners News	2
Woodcraft Guidelines	3
Join the meeting via YouTube	3
Upcoming Events	3
2025 Quarterly Challenges	3
Instagram information	3
Treasurer's report	3
Turner's Talk	3
2025 Demonstrations	4
Christmas Party Report	5
Wig Stand Competition	6-7
January Show and Tell	7-9
For Sale	10
Discount program Klingspor and Penn State	11
2024 Officers and Committees	12
Facebook Group information	12
Club Membership information	12
From the Editor	12
AAW information	13
Sponsors and Friends of the Club	13

The board minutes and Bylaws of the club can be found on the [RWT website](#).

Penturners News

The Richmond Penturners group meets at Woodcraft on the 2nd Thursday of the odd months at 6:00PM. This is a "subsidiary" of Richmond Woodturners; an informal group sharing thoughts and experiences with pen turning. Membership is not required.



RICHMOND WOODTURNERS

Newsletter

January 2025

Woodcraft Guidelines for Our Meetings

Woodcraft graciously provides a space for the club to meet. The store closes at 7:00 PM and they have an employee stay until our meeting ends. They have requested that we do not wander around the store after they close. Do all your purchases prior to the 7:00 PM closing time. If you need to leave early, please arrange that with the Woodcraft employee.

Join Meeting Via YouTube

Be sure to check your email each month for the sign in information to join the meeting with YouTube. The YouTube link will be active as soon as it is sent out, but the stream will go live at about 6:25 PM on the evening of the meeting.

Upcoming Club Events

If you are ever curious about upcoming club events, check the Google calendar at the bottom of the Events page on our web site. Topics for Turners Talk and our monthly meetings are available along with other club events. If you are a Google Calendar user, you can use the "Add to Google Calendar" button to add this calendar to your Google account

Turner's Talk Mentoring & Skills Development Workshop

The workshop meets at the beginning of our regular Thursday meeting at 5:30 PM. Come on in and let's talk shop .

January- Dust management with Ray Deyo
February-Legal requirements to sell your work
March-Tips and Tricks with Chuck Horton

2025 Quarterly Challenges

- 1st Quarter- Something to do with multi-axis
- 2nd Quarter- A box with a finial suitable for your dresser
- 3rd Quarter- Something with the bark still on
- 4th Quarter- Something from a limb you have found, limb to be at least 3" in diameter.

Instagram Information

Are you an Instagram user? As we think about extending the club's reach to new audiences, Instagram might be a meaningful way to share club and member activities. If you have an interest in helping the club think about this or other social media opportunities, reach out to Neal Stublen (nstublen@gmail.com) to share your interest.

Treasurer's Report

Previous Balance (12/1/2024)	\$14,547.06
Income	1,058.32
Expense	9,086.65
New Balance (1/1/2025)	\$6,818.73





RICHMOND WOODTURNERS

Newsletter

January 2025

2025 Demonstrations

January 16, Our own Barbara Dill will demonstrate Multi-Axis Turning both the basics and some interesting “twists”. In case you didn’t know, this lady “wrote the book” Multi-Axis Spindle Turning. www.barbaradill.com.

February 20, Our Own Larry Yancey will demonstrate the creation and turning of a multi-material object. Spoiler alert, if you’re running out of wood, don’t throw out those old books.

March 20, Professional Woodturner Cindy Drozda will demonstrate her famous Finial Woodturning and other techniques from her studio. www.cindydrozda.com

April 17, Professional Woodturner Rick Urban, will demonstrate from his studio, From a Log to a Rough Bowl to a Perfect Bowl, something for everyone. www.rickurbanwoodturner.com.

May 15, Get a Grip, four - twenty minute demonstrations of jigs, chucks, drives, and secrets to success in turning square, round, not-so-round and weird shapes.

June 19, Professional Woodturner Phil Rose, will demonstrate from his studio the Square, Wavy-edge, Textured, Offset Bowl, More techniques here than one piece of wood could hope for. www.dragonsrose.studio.

July 17, Woodturner Neal Bland will demonstrate from his studio how to make a Tippy Top. Something to add to our top-project and demonstrate at the State Fair.

August 21, Simply Sharpening, four – twenty minute demonstrations on two separate stations with the techniques to sharpen bowl gouges, spindle gouges, the dreaded skew, negative rake scrapers and parting tools. Bring your failures and we’ll fix em’.

September 18, Color Your Work or Air Brushing (we have the talent) more to come.

October 16, Professional Woodturner Eric Lofstrom will demonstrate from his studio, The Breathing Box. www.ericlofstrom.com.

November 20, Segment turning or some other member demonstration, stay tuned, we have the talent.

December (date TBD), Christmas party and sharing the year’s successes.

Tops Delivery

Thanks to the club for a great response to the “Tops Project” for the Children’s Hospital of Richmond. The response of the club produced 300 tops total (in the bucket). At the request of the hospital, John Daniel delivered 100 and will be notified when the supply is depleted and needs replacement. So, for now, we do not need more tops, but the “call” will be renewed in a few months, so keep turning them. The picture shows John with the hospital staff on delivery day. Thanks again woodturners for a great response.





RICHMOND WOODTURNERS

Newsletter

January 2025

December Meeting/Christmas Party



A great event enjoyed by all.... An event filled with fun, laughter, and great food..... Our largest crowd ever.... So grateful to St. Giles Presbyterian Church for their hospitality and generosity.



An amazing variety of gifts were exchanged at the party, including a bowling pin candy bowl, a replica auto horn, pepper grinders, and various other items that were decorative and useful.



As always, there was more food than we could eat. "The atmosphere was cheery and bright". John and his wife, Jenny, did a great job with all of the preparations and organization.

The venue at St. Giles church was spacious and thanks to assistance of the staff, all club members could enjoy the meal and activities.



Pictures courtesy of Izumi Miller, Chuck Horton, and Chuck Bajani



Wig Stand Competition

Jim Thorp




Wig Stand made from box elder, water-based poly finish

Scott Synnott



Maple top and bottom with sycamore post. Artisan dye and gloss polycrylic finish.

Ray Deyo



Curly maple wig stand with large and small collection trays, 5 captured rings and

Chuck Horton



14 1/2" high by 5" wide. The top and bottom are sycamore, shaft is from the bottom - Bradford pear, purple heart, ambrosia maple, pine, and cedar.

Scott Germain



Wig stand - 17 inches by 6 inches, sycamore, polycrylic finish



RICHMOND WOODTURNERS

Newsletter

January 2025

Steve Kellner



++I used a little artistic license when turning my 'organic' Eastern Red Cedar Wig Stands, both finished with water-based acrylic with chip carving on spindles. The first is my 'Mushroom' wig stand, 6" diameter x 12" tall. The base pedestal is heavier than normal because I did not want to turn away the void. The second is my 'Palm tree' wig stand, 6" diameter x 16" tall with a pleasing crown shape and flowing structure, at least in my eye!




David Bushman



The ends are oak and the stem is cherry. I used a multi-axis turning technique, three twisted axis's to shape the stem. It was turned in one piece between centers. I will use water based spray polycrylic for the finish after finish sanding and touch-up.

Ron Bishop





January Show and Tell

Dan Luttrell



Remember the wreck of the old 97? Steve Brady was running 90 miles per hour when his whistle broke into a scream. I would like to think it looked something like this

Jerry Harvey



Off center turning, 6.5" diameter; laminated walnut and maple. Finish is Danish oil and Beale polish.

Phil Duffy




My first Maple/acrylic bowl: 10" wide x 4.3" tall

Ron Bishop



Cherry Burl and Ebony
Dyed and finished
with Liberon Finishing Oil
10" x 4"



RICHMOND WOODTURNERS

Newsletter

January 2025

Chuck Bajani



I purchased a used bowling ball for \$5 (it had 4 holes??). I cut it in half (to preserve the 3 holes) with my bandsaw. The core was a composite of 4 eccentric materials, including a pulverized limestone inner core. Turned the inside with carbide cutter. Polished with micro-mesh sanding blocks and buffing wheels.

David Bushman



During my demo in November, I forgot to mention some important things to consider when turning a yarn bowl from green wood. They are as follows:

1. Allow the bowl to dry before cutting the slot. Go ahead and drill the hole and do any sanding needed but wait to cut the slot until the bowl is dry.
2. I will leave the bottom slightly thicker and remount the bowl on the lathe and true up and finish turn the bottom after it has dried.

Thanks, David Bushman

It is a cherry footed bowl with three Peva repairs. The finish is Danish oil.



For Sale



General Dust Collector system and Onedia Turbo Cyclone Separator, trash can is not included.
Various 4" fittings. \$400

Al Kiebert
757-469-0077



RICHMOND WOODTURNERS

Newsletter

January 2025

Klingspor and Penn State discount programs

Both Klingspor and Penn State Industries offer a 10% discount to members of woodturning clubs. If any member wishes to participate, both companies require the club to submit your name, email address, phone number, and mailing address. You must then establish an online account with a user name and password. Thereafter, you will receive an automatic 10% discount on all on line purchases.

Chuck Horton (our Secretary) is the contact point for RWT members who wish to participate. If you want to sign up for either or both discounts, send Chuck an email noting P, K, or both and he will forward your information to the appropriate company. (hortoncharles876@gmail.com)

If you DO NOT wish to participate, no action is necessary and your data will NOT be submitted.

Richmond Woodturners has been approached by two organizations that want our membership email addresses. Rather than asking members again to opt out, here is their information and you can sign up or not. They are Carter and Sons Toolworks and Chapel Hill Woodturners.

Carter and Sons Toolworks' website is www.carterandsonstoolworks.com. They offer frequent tips as well as sales offers. You can opt to log and and sign up.

Chapel Hill Woodturners conduct instructional workshops by well know professional turners. They are located in Chapel Hill, NC. About 160 miles from Richmond. Their website is www.chwt.org where you can view their calendar of classes and sign up for notifications.



RICHMOND WOODTURNERS

Newsletter

January 2025

2024 Officers and Committees

President – Steve Kellner
Vice President – Ron Bishop
Secretary – Chuck Horton
Treasurer - Cody Walker
Directors :
Membership Director – Chuck Bajnai
Activities Director – John Daniel
Web/information Director – Neal Stublen
AV Director- Jared Parker
Newsletter Director- Larry Yancey
Past President #1 – Ray Deyo
Past President #2 – Bill Buchanan
Committee Chairpersons:
Social Media – Vacant
AAW Women in Turning Liaison – Meg Turner

A very special thank you to Izumi Miller for her contribution to this newsletter. She proof reads it and makes valuable suggestions on ways to make it more readable.

Facebook Group

This Facebook group was created to provide a platform for our members to share project photos, to ask questions and, generally, to carry on the dialog in which we so often engage during our monthly meetings.

[Richmond Woodturner Facebook](https://www.facebook.com/groups/832886010074989/)

<https://www.facebook.com/groups/832886010074989/>.

Club Membership dues

Individual—\$35, Family (must reside at the same address) —\$45, Student (under 19 years)—\$15. For more details, please visit the website at www.richmondwoodturners.org and go to the membership tab.

Notice: Collection of dues for 2025 will begin this month.


From the Editor

MEETINGS- Meetings are on the 3rd Thursday of the month at Woodcraft. 5:30- 6:15 PM, Turners Talk , 6:30:7:15 PM business meeting, 7:15-8:30 PM program. If you are attending via Zoom, you may log in at any time after 6:15 PM.

TURNER’S TALK- For those who have knowledge to share and those who have questions. A time to exchange ideas and knowledge. Also just a time to talk shop.

SHOW & TELL and QUARTERLY CHALLENGES- Email pictures of your work to the newsletter editor at rwtnewsletter@gmail.com for publication in the newsletter and for the presentation used for the meeting.

Submissions to rwtnewsletter@gmail.com will automatically be forwarded to Steve Kellner. The deadline for submission of pictures and description of entry to be included in the newsletter is one week prior to the meeting at 5:00 PM



RICHMOND WOODTURNERS

Newsletter

December 2024



American Association of Woodturners is a nonprofit organization dedicated to advancing the art and craft of woodturning worldwide through education. With more than 16,000 members and over 365 chapters globally, AAW members include amateurs, hobbyist, professionals, gallery owners, collectors, tool and equipment suppliers, and others.

AAW wants to help you enrich your woodturning experience and pursue your aspirations wherever you are on your woodturning journey. We invite you to learn and grow with us and become part of the special community that is woodturning. They provide an almost limitless amount of resources: written articles, videos, and a yearly national symposium. Check the out at www.woodturner.org. Consider joining today.

Sponsors and Friends of the Club



Organizations such as the Richmond Woodturners, Richmond Penturners, and James River Woodcarvers would not exist if it weren't for the kindness of their sponsors. We are blessed and grateful to have Richmond, Virginia Woodcraft store supporting us and our activities. Members get a 10% discount on meeting nights for most turning related items.

Please remember this and support them at every opportunity! For the class provided at this location see [Woodcraft Classes](#). Classes are taught by Ray Deyo, Clark Brummett, Brian Noble-Marx, and others.