


# RICHMOND WOODTURNERS

## Newsletter

February 2025

[www.richmondwoodturners.org](http://www.richmondwoodturners.org)



THE MISSION OF RICHMOND WOODTURNERS IS TO PROVIDE EDUCATION AND INFORMATION TO THOSE WHO ARE INTERESTED IN WOODTURNING AND TO PROMOTE WOODTURNING AS AN ART FORM WITHIN THE CLUB AND TO THE GENERAL PUBLIC

OFFICIAL CHAPTER  
**AAW**  
AMERICAN ASSOCIATION  
OF WOODTURNERS

FEATURE


From this



To this



Larry Yancey will demonstrate the process of **laminating paper** and using it in woodturning. The program will include a discussion of selecting the correct paper and resin, and a demonstration of the process, including a resin glue up and a time to turn a piece. Attendees will have a chance to try their hand at turning a piece.



# RICHMOND WOODTURNERS

## Newsletter

February 2025

### President's Corner

Steve Kellner

January's meeting got us off to a great start to the new year. An excellent Turners Talk on dust mitigation led by Ray Deyo with a lot of discussion and an excellent turnout. Hopefully, I'll heed the advice and USE the advice and wear my PPE (personal protection equipment) more consistently! I hope everyone else does as well.

Next was the Wig Stand challenge. We had an excellent number of entries at 16; significantly more than our typical quarterly challenge and the quality and diversity was outstanding. Scott Synnott's winning entry was an exquisite piece and Ron Bishops's embellished piece was a deserving runner-up. Kudos to all who participated! We also had a fair number of Show and Tell items. When added to the wig stand entries, an excellent month of turnings.

But the main attraction was Barbara Dill's presentation; and to make it even better, we showcased our new A/V equipment. Special thanks to Jared Parker and others who made this happen. But I digress. Barbara is a gifted presenter and turner who gave us a synopsis of her life as a turner and how she gave structure to the multi-axis turning realm. She then proceeded to turn a twisted axis cup with enough pointers that we should all be able to follow! Thank you Barbara for an outstanding presentation!

Let's show Barbara our appreciation by participation in next month's challenge: A multi-axis turning!  
Thanks for listening.

Please bring and wear your badge to the meeting!

If you want one, please contact Larry Yancey, [lyyancey@gmail.com](mailto:lyyancey@gmail.com). The first one is free to members. There is a fee of \$10.00 to replace a lost one.

### Table of contents

Mission Statement	1
Feature	1
President's Corner	2
Reminder to wear name badges	2
Table of Contents	2
Penturners News	2
Woodcraft Guidelines	3
Join the meeting via YpoTube	3
Wood Raffle News	3
Future Quarterly Challenges	3
Future Demonstrations	3
Treasurer's report	3
Turner's Talk	3
Thank You from Children's Hospital	4
Wig Stand Competition	5
January Demonstration	6
Launching New A/V equipment	7
February Show and Tell	7-10
January Show and Tell presentations	11-12
Workshop Opportunities	13
Tips and Tricks	14
Discount program Klingspor and Penn State	15
For Sale	15-16
2024 Officers and Committees	17
Facebook Group information	17
Club Membership information	17
From the Editor	17
AAW information	18
Sponsors and Friends of the Club	18

The board minutes and Bylaws of the club can be found on the [RWT website](#).

### Penturners News

The Richmond Penturners Club will meet on Thursday, March 13 at Woodcraft at 6:00 p.m. The meeting will feature a discussion of polymer clay pens and a hands on opportunity to prepare a polymer clay pen blank using polymer clay canes. Richmond Penturners is a "subsidiary of Richmond Woodturners; an informal group sharing thoughts and experience with pen turning. Membership is not required.



# RICHMOND WOODTURNERS

## Newsletter

February 2025

### Woodcraft Guidelines for Our Meetings

Woodcraft graciously provides a space for the club to meet. The store closes at 7:00 PM and they have an employee stay until our meeting ends. They have requested that we do not wander around the store after they close. Do all your purchases prior to the 7:00 PM closing time. If you need to leave early, please arrange that with the Woodcraft employee.

### Join Meeting Via YouTube

Be sure to check your email each month for the sign in information to join the meeting with YouTube. If for some reason, it is not in your in Box, please contact Ron Bishop (rbishop1946@Gmail.com) to get the link and be added to his distribution list. The link is different each month.

The YouTube link will be active starting at about 6:15 PM on the evening of the meeting.

### 2025 Quarterly Challenges

- 1st Quarter– Something to do with multi-axis
- 2nd Quarter- A box with a finial suitable for your dresser
- 3rd Quarter- Something with the bark still on
- 4th Quarter- Something from a limb you have found, limb to be at least 3” in diameter.

### Future Demonstrations

- March- Cindy Droza- Finals and Unique vessels (IRD)
- April- Rich Urban; From a log to a Rough Bowl to a perfect bowl (IRD)
- May-use of chucks, jigs and drive centers. Two lathes demon in separate rooms
- June- Phil Rose; Square wavy edge, Textured offset bowls (IRD)


### Treasurer's Report

Previous Balance (1/1/2025)	\$6,518.73
Income	994.16
Expense	239.05
New Balance (2/1/2025)	\$7,273.84

### Turner's Talk Mentoring & Skills Development Workshop

The workshop meets at the beginning of our regular Thursday meeting at 5:30 PM. Come on in and let's talk shop .

- March-Tips and Tricks with Chuck Horton
- April- How to sign your work, led by Ron Bishop



# RICHMOND WOODTURNERS

## Newsletter

February 2025

John + the Richmond Woodturners,  
Thank you so much for your  
thoughtful and generous donations.  
Your beautiful wood tops will help  
our team support patients, not only  
during the holiday season, but  
throughout the year.  
We are so grateful for your  
support!

- Emma + the  
CHOR Child Life Team



# RICHMOND WOODTURNERS

## Newsletter

February 2025

### WIG STAND COMPETITION



There were sixteen wig stands entered into the wig stand competition. Ray Deyo and John Daniel were tasked with judging the competition to select the winner.

***Congratulations to Scott Synnott*** as his stand was selected as the winner. Ray Deyo is shown in the photo holding the winning stand and making the announcement. Thanks to all that have made stands. To date the club has provided thirty nine (39) stands to go the Massie Cancer Center to be given to cancer patients.





## January Demonstration



Barbara Dill's demonstration started with an explanation on how she became interested in multi-axis turning and how she developed her expertise on the subject. She then provided an extensive presentation on the concept and ways a beginner can get started, followed by turning an example of a multi-axis tumbler on the lathe.


## Launching the new audio visual equipment



Thanks to the Audio Visual group that worked on researching, planning, securing, and installing the new equipment. The committee consisted of Jared Parker, Stan VanRuff, and Ray Deyo. Jared is shown sitting at the console during the January meeting. All in attendance were really impressed. Kudos A/V committee.



The new equipment features new state of the art cameras, new monitors in the back room, new and additional microphones that allow not only the demonstrator to have a microphone, but participants now have access to a microphone which allows the entire audience to hear what is being said, but also YouTube audience to hear. These items are what we see, but to make all that work, new console equipment to control of the above. In addition, Jared tells me that this equipment is much easier for additional people to learn to operate it. A real feather in the cap of Richmond Woodturners club.



## February Show and Tell

**Cody Walker**



Polymer Clay Pens

**Ron Bishop**



Spalted Maple  
Liberon Finishing Oil  
5" x 4"

**Ray Deyo**



Skeletal hollow form - Apple Wood.  
Finish is Oil Urethane applied as a  
wipe on poly.



Bowl made from a piece of laminated veneer lumber  
(LVL). Oil urethane finish.



#### Chuck Horton



Dogwood Hollow form, 4 1/2" high x 3" wide. Sycamore base and cap. Which combination do you like best?

#### Scott Synnott



Walnut crotch 12" X 5" bowl. Tried and True Danish oil and Original finish.





# RICHMOND WOODTURNERS

## Newsletter

February 2025

### Dan Luttrell



- Lighthouse pens:
1. Bodie Island in a sandstorm. Ebony and Holly.
  2. Currituck Beach. Cherry.
  3. Ocracoke. Acrylic.
  4. Not in Ireland. Hard Maple and Copper.
  5. Not in Ireland. White Oak and Brass.

### David Bushman



Footed Chestnut Oak vessel. The front rib has a wood burned texture and the finish is a spray acrylic lacquer. It is 5" in diameter and 9" tall.

### Larry Yancey



Walnut bowl with a segmented laminated paper crown. The crown has mahogany spacers. 6-3/8" wide and 2-3/4" tall. Finished with wipe on poly.



Cherry box with cherry knob and laminated paper lid. 4" wide and 5-1/4" high counting the knob. Finished with water based polycrylic.



Laminated paper bowl with segmented cherry crown. 7-1/2" wide and 2-3/4" high. Finished with wipe on poly.



### John Daniel



The bowl: Elm, a practice for gouge skill. 4” deep, 7” wide. Finish is Tried/True Original. Vase: Osage, 8” high, 3 1/2” wide. Finish Tried/True Original, inside coated with Total Boat epoxy to be water proof.

### Terry Stephens



A piece of white oak Hatteras style light house finished in black and white acrylic paint

### Jerry Fisher




I made this for our church Pastor who is from Ghana Africa. It is made out of a 150-year-old red Oak floor joist that was recovered from a renovation of the church. The turned part is in the oval stool support. I turned the piece of Oak into a circle, cut the center out, cut it in half, and joined the two half pieces using the straight timbers. I finished it in Shellac to preserve the wood color. It is a miniature version of the stool measuring 15x8x13 inches.

Background: What does the stool symbolize in Ghana? It is the traditional symbol of the authority of the king or chief. It is a unifying force which binds the state together as an entity composed of individuals, families, clans, and ethnic groups.

### Chuck Bajnai



EYE BOWL 3



# RICHMOND WOODTURNERS Newsletter

February 2025

## January Show and Tell Presentations

**Dan Luttrell**



**Ron Bishop**



**David Bushman**



**Chuck Bajani**




**Chuck Horton**



**Chip Hiding**





# RICHMOND WOODTURNERS


## Newsletter

February 2025

**Cody Walker**



**Jim Zorn**



**Jeremy Parker**



**Richard Asby**



**Mac Derry**



**Robert Gundel**





### Woodturning Workshops

**All workshops require previous turning experience and registration is required.**

Each workshop is on a Saturday or Sunday from 9 am to 3 pm in our club facility at 2616 Old Greensboro Road. Tuition is \$130 per workshop which includes instructions, lathe access, tool use and lunch. There may be an additional materials charge. To register for any of these workshops or if you have questions, please email: [chwtworkshops@gmail.com](mailto:chwtworkshops@gmail.com). Check the calendar on our website at [www.chwt.org](http://www.chwt.org) for more details.

#### Tool Techniques and Sharpening

March 1, 2025



**Instructor: Alan Leland**

**Workshop: \$130 • Materials \$5**

This workshop will likely change the way you approach and execute all of your turning projects. You will learn invaluable tips to maximize each tool's performance and efficiency. Attendees will also learn, practice and master many cutting-edge techniques that experts use, thus greatly improving your turning proficiency.

Reserve your spot today!



### Woodturning Workshops

**All workshops require previous turning experience and registration is required.**

Each workshop is on a Saturday or Sunday from 9 am to 3 pm in our club facility at 2616 Old Greensboro Road. Tuition is \$130 per workshop which includes instructions, lathe access, tool use and lunch. There may be an additional materials charge. To register for any of these workshops or if you have questions, please email: [chwtworkshops@gmail.com](mailto:chwtworkshops@gmail.com). Check the calendar on our website at [www.chwt.org](http://www.chwt.org) for more details.

#### Design & Turn an 8" Square Laminated Plate

March 16, 2025



**Instructor: Frank Penta**

**Workshop: \$130 • Materials \$20**

This workshop consists of two parts. First will be designing a 1" x 8" x 8" blank using thin pieces of contrasting wood and veneer. Then gluing the blank to take home. The second part will be turning and finishing a 1" x 8" x 8" square laminated blank (to be provided) into a beautiful plate. All materials will be provided.

Reserve your spot today!





### TIPS AND TRICKS

A sharp cabinet scraper is a superb tool to use to remove those last sanding marks on bowls ,inside & outside . Run in reverse at slow speed and use the curved scraper.

PFDuffy

#### Soap on Wood?

I was recently looking for something to turn and was reviewing a collection of article excerpts, when I ran across one from Ron Kent. Ron has since passed on, but he was a well-known woodturner from Hawaii. He specialized mostly in Norfolk Island Pine, but was known for other work as well. He pioneered a method of soaking rough turned green wood pieces in a mixture of detergent and water, sometimes with other additives. I decided to try it with a small hollow form made of dead dogwood. That is, the wood was from a tree that had died before being cut down. It was a section had been laying outside my shop for a few months. Thus, damp at least and somewhat deteriorated.

I rough turned a hollow form about 8" high and with a wall thickness ½" or so, and generously coated inside and out it with a solution of 1 part clear laundry detergent and about 3 parts water. I then wrapped it in a plastic grocery bag to prevent drying out. A day or so later I did it again. After a 3 rd soaking a day or two later, I mounted and finished turned it. It sanded well.

The surface was smooth, there was little tear out and I put a first coat of wipe on poly on it today, after drying for a couple of days. So far, so good. A re-review of Ron Kent's article disclosed that he also used this method on dry wood as well, with good results. The article can be found on the AAW website; search Ron Kent in the "author" box and you should be led to the article called "Soapy Bowls" in the spring 2002 edition of American Woodturner, PP 47-49.

Chuck Horton



# RICHMOND WOODTURNERS

## Newsletter

February 2025

### **Klingspor and Penn State discount programs**

Both Klingspor and Penn State Industries offer a 10% discount to members of woodturning clubs. If any member wishes to participate, both companies require the club to submit your name, email address, phone number, and mailing address. You must then establish an online account with a user name and password. Thereafter, you will receive an automatic 10% discount on all on line purchases.

Chuck Horton (our Secretary) is the contact point for RWT members who wish to participate. If you want to sign up for either or both discounts, send Chuck an email noting P, K, or both and he will forward your information to the appropriate company. (hortoncharles876@gmail.com)

If you DO NOT wish to participate, no action is necessary and your data will NOT be submitted.

### **FOR SALE**



Powertec 1/4 HP Benchtop Oscillating Sander. \$50 OBO, not in production any more. Similar to the Grizzly, same size and sanding drums.

Bob Silkensen, bsilk@cox.net 540-273-0097



# RICHMOND WOODTURNERS

## Newsletter

February 2025




### **Nova 3000 lathe for sale with many accessories:**

Nova 3000 lathe with bed extension, 43 inches between centers Variable speed motor drive. Reinforced stand with added weights, cross bracing, and extended legs. Custom deep bowl boring bar with bearing steady rest and laser pattern tracking. Steady rest. 6" hardened steel tool rest 10" tool rest. Outboard turning rest for large platters. Oneway chuck and tailstock. Nova chuck. 2 - 1/2 inch chucks on MT 2 shafts. 8 inch low speed grinder on cabinet. Extensive assortment of lathe chisels by Record and other brands. Some with carbide tips. Vacuum chucks and vacuum pump. Extensive assortment of special drills, mandrels, and adapters for turning pens, peppermills, and bottle stoppers. Pen kits, peppermill kits, and Niles bottle stoppers. Extensive assortment of turning materials - wood and Corian to fill up a pick up truck! Lathe is located in Blacksburg, VA. Purchaser responsible for disassembly and loading but some assistance is available. Cash and carry. \$1600. Sold as a lot.

David Pearce, 540-808-8079 davidpearcephotography.com





# RICHMOND WOODTURNERS

## Newsletter

February 2025

### 2024 Officers and Committees

**President – Steve Kellner**  
**Vice President – Ron Bishop**  
**Secretary – Chuck Horton**  
**Treasurer - Cody Walker**  
**Directors :**  
**Membership Director – Chuck Bajnai**  
**Activities Director – John Daniel**  
**Web/information Director – Neal Stublen**  
**AV Director- Jared Parker**  
**Newsletter Director- Larry Yancey**  
**Past President #1 – Ray Deyo**  
**Past President #2 – Bill Buchanan**  
**Committee Chairpersons:**  
**Social Media – Vacant**  
**AAW Women in Turning Liaison – Meg Turner**

A very special thank you to Izumi Miller for her contribution to this newsletter. She proof reads it and makes valuable suggestions on ways to make it more readable.

### Facebook Group

This Facebook group was created to provide a platform for our members to share project photos, to ask questions and, generally, to carry on the dialog in which we so often engage during our monthly meetings.

[Richmond Woodturner Facebook](https://www.facebook.com/groups/832886010074989/)

<https://www.facebook.com/groups/832886010074989/>.

### Club Membership dues

Individual—\$35, Family (must reside at the same address) —\$45, Student (under 19 years)—\$15. For more details, please visit the website at [www.richmondwoodturners.org](http://www.richmondwoodturners.org) and go to the membership tab.

Notice: Collection of dues for 2025 will begin this month.

### From the Editor

**MEETINGS-** Meetings are on the 3rd Thursday of the month at Woodcraft. 5:30- 6:15 PM, Turners Talk , 6:30:7:15 PM business meeting, 7:15-8:30 PM program. If you are attending via Zoom, you may log in at any time after 6:15 PM.

**TURNER’S TALK-** For those who have knowledge to share and those who have questions. A time to exchange ideas and knowledge. Also just a time to talk shop.

**SHOW AND TELL\_** Email pictures and description of your work to [showandtell@richmondwoodturner.org](mailto:showandtell@richmondwoodturner.org) for publication in the newsletter and for the presentation used in the meeting. Submissions to [showandtell@richmondwoodturners.org](mailto:showandtell@richmondwoodturners.org) will automatically be forwarded to Steve Kellner for his lineup at the meeting and to Neal Stublen to go into the website archive. The deadline for show and tell items to be included in the newsletter is one week prior to the meeting by 5:00 PM.

**FOR SALE/WANTED/ TIPS & TRICKS-** These items should be emailed to [rwtnewsletter@gmail.com](mailto:rwtnewsletter@gmail.com) to be included in the newsletter, Again these needed to be submitted one week prior to the meeting by 5:00 PM.



# RICHMOND WOODTURNERS

## Newsletter

February 2025



American Association of Woodturners is a nonprofit organization dedicated to advancing the art and craft of woodturning worldwide through education. With more than 16,000 members and over 365 chapters globally, AAW members include amateurs, hobbyist, professionals, gallery owners, collectors, tool and equipment suppliers, and others.

AAW wants to help you enrich your woodturning experience and pursue your aspirations wherever you are on your woodturning journey. We invite you to learn and grow with us and become part of the special community that is woodturning. They provide an almost limitless amount of resources: written articles, videos, and a yearly national symposium. Check the out at [www.woodturner.org](http://www.woodturner.org). Consider joining today.

### Sponsors and Friends of the Club



Organizations such as the Richmond Woodturners, Richmond Penturners, and James River Woodcarvers would not exist if it weren't for the kindness of their sponsors. We are blessed and grateful to have Richmond, Virginia Woodcraft store supporting us and our activities. Members get a 10% discount on meeting nights for most turning related items.

Please remember this and support them at every opportunity! For the class provided at this location see [Woodcraft Classes](#). Classes are taught by Ray Deyo, Clark Brummett, Brian Noble-Marx, and others.